MITSUBISHI HEAVY INDUSTRIES
AIR CONDITIONERS

HEAVY DUTY

MOVE THE WORLD FORWARD

HYPER INVERTER
MULTI SPLIT SYSTEMS

Country of Origin : Thailand

Bringing energy efficient advanced technology solutions

Residential Air Conditioners

What solutions can Mitsubishi Heavy Industries Air Conditioner offer?

- **Keep comfortable with quick cool-down/warm-up**
- **Energy saving for a sustainable future**
- **Innovative design suitable for all interiors**
- **Reliable air conditioner for long term use**

Mitsubishi Heavy Industries advanced technology can provide a variety of solutions.

Elegant Timeless Design

The ZSX/ZS series air conditioners have been innovatively designed with rounded contours that fit beautifully into Europe's diverse interior.

ZSX series

Quiet and Comfortable

Mitsubishi Heavy Industries Thermal Systems offers a unique modest air conditioner; quiet and comfortable which provides precise air flow and capacity control.

Energy Saving

High energy saving with comfort. Provides the user multiple solutions in comfort and energy savings.
All the models can achieve high energy efficiency by use of Mitsubishi Heavy Industries technology, such as high performance compressor, DC PAM inverter technology.

Design award for Mitsubishi Heavy Industries SRK-ZSX air conditioning unit

Mitsubishi Heavy Industries has been awarded the 2017 Silver A' Design Award in the 'Engineering and Technical Design' category for its SRK-ZSX Diamond Series air conditioning unit. It was created to meet the demanding expectations of the European air conditioning market.

CONTENTS

- INTRODUCTION	1- 2
- PRODUCT LINE UP	3
- NEXT GENERATION REFRIGERANT R32	5
- ADVANCED TECHNOLOGY	7
- COMFORTABLE FEATURES	9-10-11-12-13-14-15-16
- CONVENIENCE WiFi Control	17
- SMART M-AIR APP	18
- FUNCTIONS	19
- FEATURE LIST	20
- MULTI-SPLIT WAAL MOUNTED TYPE	21, 22, 23, 24
- MULTI-SPLIT FLOOR STANDING TYPE	25
- MULTI-SPLIT CEILING CONNECTED TYPE	26
- 4WAY CEILING CASSETTE TYPE	27
- DUCT CONNECTED CEILING SUSPENDED TYPE	28
- MULTI-SPLIT SYSTEM SCM	29
- MULTI-SPLIT SYSTEM OUTDOOR UNIT	31
- COMBINATION WITH OUTDOOR UNITS	32, 33, 34, 35, 36, 37, 38, 39, 40

Convenience (Optional)

Control your air conditioner from anywhere, anytime with the optional Wireless Control System.

PRODUCT LINE UP

	Model	Capacity Range (kW : Rated cooling capacity)				
		3.5	5.0	6.0	7.1	8.0
WALL MOUNTED TYPE	Diamond Series SRK-ZSX-W		● A++	● A++		
			● A++	● A++		
	Diamond Series SRK-ZR-WF				● A++	● A++
					● A++	● A+++
	Premium Series SRK-ZS-W	● A++	● A++			
		● A++	● A++			
	Standard Series SKM-ZSP-W	● A++				
		● A++				
FLOOR STANDING TYPE	SRF-ZS-W SRF-ZSX-W	● A++	● A++			
CEILING CONCEALED TYPE	SRR-ZS-W	● A++	● A++	● A++		
CEILING CASSETTE TYPE	FDTC-VH	● A++	● A++	● A++		

MULTI-SPLIT SYSTEM

			SCM - ZS -W			SCM - ZS - S
Model (kW)			**7.1**	**8.0**	**10.0**	**12.5**
Number of connectable indoor units			**2 ~ 4**		**2 ~ 5**	**2 ~ 5**
Outdoor unit*1 / Indoor unit (kW)						
WALL MOUNTED TYPE	**SRK-ZSX-W**	5.0	●	●	●	●
		6.0	●	●	●	●
	SRK-ZR-WF,	7.1	●	●	●	●
		8.0			●	
	SRK-ZS-W	3.5	●	●	●	●
		5.0	●	●	●	●
	SKM-ZSP-W	3.5	●	●	●	
FLOOR STANDING TYPE	**SRF-ZS-W**	3.5	●	●	●	●
		5.0	●	●	●	●
CEILING CONCEALED TYPE	**SRR-ZS-W**	5.0	●	●	●	●
		6.0	●	●	●	●
CEILING CASSETTE TYPE	**FDTC-VH**	3.5	●	●	●	●
		5.0	●	●	●	●
		6.0	●	●	●	●
DUCT CONNECTED TYPE **FDUM-VH**		5.0	●	●	●	●
CEILING SUSPENDED TYPE **FDE-VH**		5.0	●	●	●	●

NEXT GENERATION REFRIGERANT R32

All series line up available for R32 refrigerant

R32 is the next generation refrigerant that boasts nearly 70% lower Global Warming Potential Rate than R410A. Due to its superior qualities, R32 offers amazing energy efficiency benefits.

F-GAS REGULATION (EU) No 517/2014

•Introduced in January 2015 to regulate the use of Fluorinated Greenhouse Gases **(F-Gases)**

•The Hydrofluorocarbons (HFCs) are F-Gases used in the HVACR sector (Heating, Ventilation, Air Conditioning and Refrigeration)

HFCs Phase Down

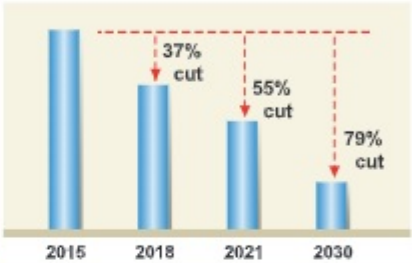

OBJECTIVE

•To protect the environment by reducing the F-Gases emissions

IMPACT ON HFCs (in EU)

•HFCs Phase Down
•HFCs Ban

SOLUTIONS

•Use lower GWP* refrigerants in new equipment
•Use high-efficiency equipment with less refrigerant charge
•Check refrigerant leaks regularly

* GWP is the Global Warming Potential of a refrigerant, representing how much heat an F-Gas traps in the atmosphere

HFCs Ban

2020

- GWP ≥ 150 — Portable room air conditioner
- GWP ≥ 2500 — Stationary refrigeration*1 (except < -50˚C)
- GWP ≥ 2500 — Commercial hermetically sealed refrigerators, freezers

2022

- GWP ≥ 150 — Commercial multipack centralised refrigeration
- GWP ≥ 150 — Commercial hermetically sealed refrigerators, freezers

2025

- GWP ≥ 750 — Single Split Fixed Air Conditioning < 3kg HFC

LOWER GWP + LESS REFRIGERANT CHARGE = LOWER HFCs EMISSIONS

*1 Stationary refrigeration equipment, that contains or relies its functions upon, HFCs with GWP of 2500 or more except equipment intended for application designed to cool products to temperatures below -50 < application

R32 - A Low GWP Refrigerant

- A single component, easy to handle refrigerant
- Known as a component of the blend R410A (50% R32, 50% R125)
- Already used in Air Conditioning systems worldwide
- Zero Ozone Depletion
- Superior Energy Efficiency vs. R410A
- Reduced refrigerant charge vs. R410A
- Easy to recycle

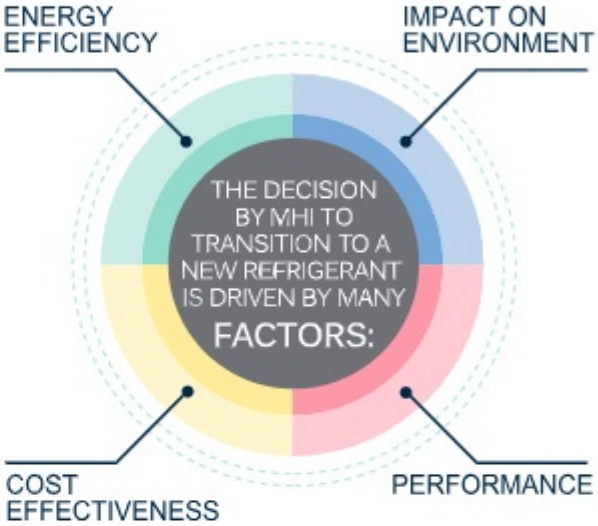

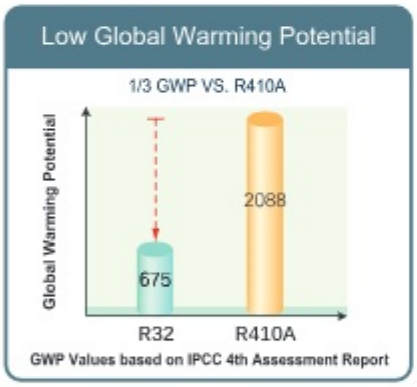

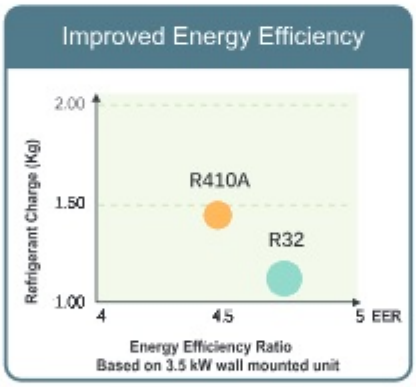

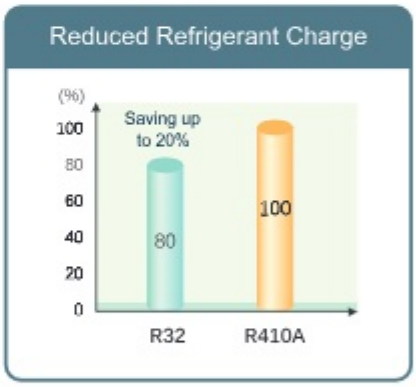

Environmental

Consideration for the Environment

Many design changes and engineering developments have taken place in order to improve the energy efficiencies in our products as well make sure they are environmentally friendly.

High Efficient Performance:

Up to Class A+++

Mitsubishi Heavy Industries Thermal Systems classes its entire range with seasonal domestic energy factors that display energy ratings from A+ to A+++.
Important energy savings in both cooling mode and heating are achieved thanks to its DC PAM Inverter technology and DC twin rotary compressor.
(ZSX series)

Improved Energy Efficiency

Higher Energy class (SEER/SCOP)



QUICK & HIGH EFFICIENCY Control

DC PAM Inverter

An inverter driven system has a number of performance advantages over a constant speed system. For example, the variable compressor outputs can ensure quick heating after a startup and attain a set temperature more quickly.
The air conditioner can then slow down its compressor speed to save energy, keeping comfortable conditions. Moreover, the compressor is DC driven, so it provides higher performance.

DC Pulse Amplitude Modulation PAM INVERTER

DC compressor motor

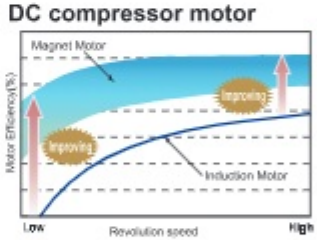

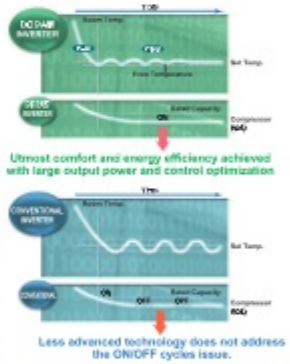

HIGH EFFICIENCY

DC Twin Rotary Compressor

The newly developed DC twin rotary compressor performs highly efficient operation under the wide range conditions from low speed to high speed.
Besides low vibration, low sound level and high efficiency can also be achieved by the optimisation of mechanical parts and by the application of high power Neodymium motor.

Wide Range of Operation

Our new advanced technology has expanded the heating and cooling operation range.
This permits installation of the units with a heating and cooling operation under a low temperature condition down to –20°C. (ZSX series)

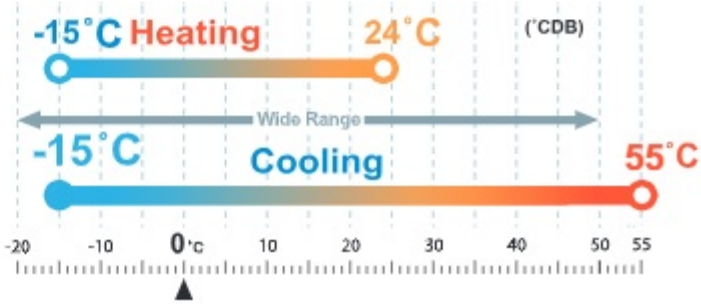

Our Latest Technologies

[Outdoor unit]

Propeller fan

Optimised matching of the propeller fan and the fan motor in order to keep the same capacity as that of previous models with less electrical consumption. Synergy effect with leaf grill has increased efficiency by 5% and quietened the sound.

Serration fan

Coated PCB

The printed wiring board of the outdoor unit is coated. It lasts longer due to improved tolerance to humidity.





Heat exchanger

By changing fin configuration from flat sheet to M shape fin, efficiency has increased by 10%. This high dimensional structure provides optimum balance of heat transfer and airflow.



DC Motor

DC fan motor produces high efficiency & high power

Leaf shape grill

The radial shape grill has been developed in order to send airflow efficiently outside the unit along the grill. Decreasing the load for motor and propeller fan leads to greater energy efficiency and contributes to quieter sound.

Three Sensors

Control of room temperature and humidity is very important for people to live a comfortable life.
Use of three sensors to control indoor temperature, indoor humidity and outdoor temperature enable unit to obtain optimum air-conditioning.

Sensor for indoor temperature and humidity

Sensor for outdoor temperature

Superior corrosion resistance hot dipping steel sheet

Superior corrosion resistance hot dipping steel sheet is applied at the base of outdoor units. It has superior corrosion resistance and scratch resistance properties compared to conventional materials.

[Indoor unit]

Heat exchanger

Our optimal combination of fin configuration and copper tube has maximised airflow volume without expanding indoor unit's size in width. Compared with previous models, the heat exchanger efficiency rate has drastically improved by 33%. The fin can maximise airflow volume and save energy simultaneously.



Movable air inlet panel

Minimisation of air resistanc is achieved by incorporating a movable air inlet panel of advanced design.

* This page is mainly described ZSX series.

Air Flow

Jet Air Technology Quiet Air Flow & Long Reach

We used the same aerodynamic analysis technology as used in developing jet engines.

CFD (computational fluid dynamics) used in blade shape design of jet engines, has been applied to the design of air channels in air conditioners to develop the ideal air channel system (air circulation). The jet air stream generated by this air channel system can bring large volumes of air without consuming a great amount of power. While at the same time, it delivers a consistent breeze evenly throughout the room.



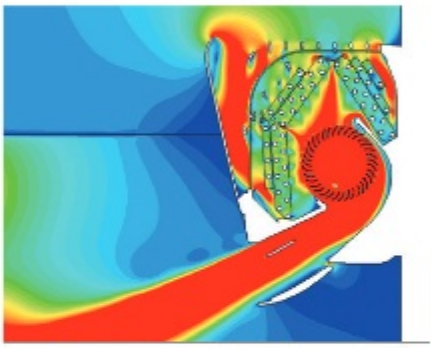

Fast ⟷ Slow
Colours in the figure show the air speed.

Long Reach Air Flow

Long reach air flow is achieved by jet air technology. Good for large living rooms and shops, which increases comfort.



Double Flap Large and Small

Comfort temperature is achieved by using the double flap system which optimises the air flow. This is also capable of producing horizontal and long reaching air flow in cooling operation, and strong and downward air flow in heating operation.

MODEL - ZXS-W

Programmed air distribution

3D AUTO Vertical + Horizontal

Multi motors make 3 independent controls

3D AUTO is one touch programmed and multi motors make three independent air flow controls.
The uniform and quiet airflow can be delivered to every corner of the room, achieving economical operation and minimising energy loss.



By using automatic control functions allows for comfortable air conditioning consistently achieved throughout the room. Comfort cooled air flow comes via the ceiling like a cool breeze. In the heating mode, warm air flow can be sent down to the floor directly. The warm air then spreads along the floor achieving optimum comfort.

Programmed 3D AUTO

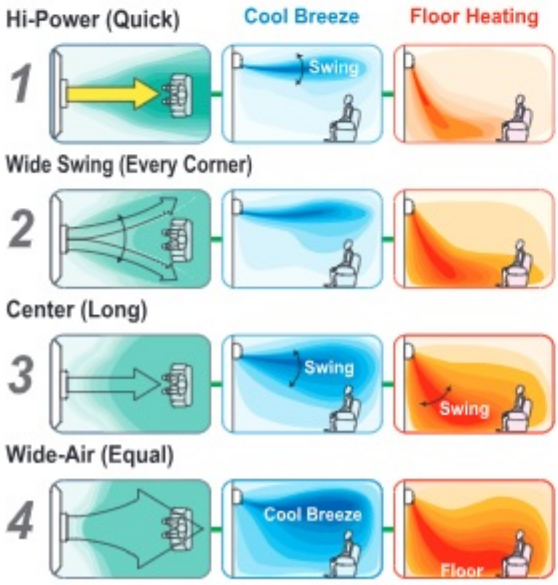

Horizontal swings in 8 directions

The airflow direction from the right and left louvers can be controlled individually. Eight different air flow patterns can be selected.

* This page is mainly described ZSX series.

Clean Air

This is the original technology to control the temperature and humidity for inactivating allergens

Allergen Clear Operation

This can be activated by pressing the "allergen" button on the remote control and lasts 90 minutes before stopping automatically. It neutralises all the bacteria collected on the surface of the anti-allergenic filter thanks to its sophisticated interaction between temperature and humidity controls.

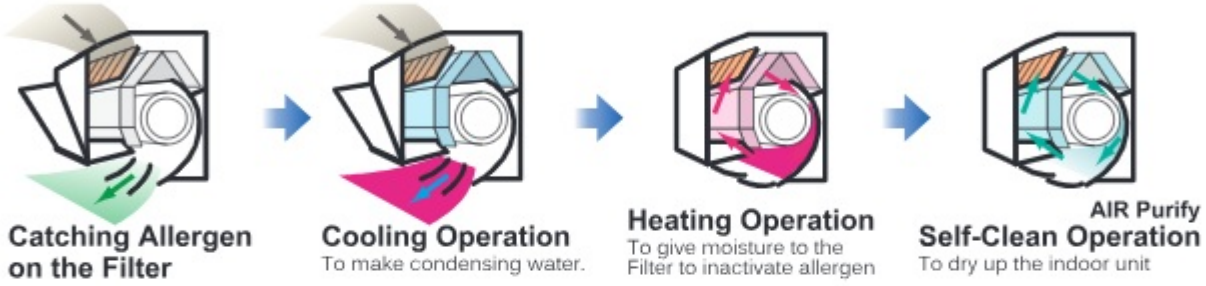

Self Clean Operation

Self clean operation works for 2 hours after the unit has stopped its normal operation. The indoor unit is dried up and the growth of mold is restrained. Users can select whether this mode is utilized or not.

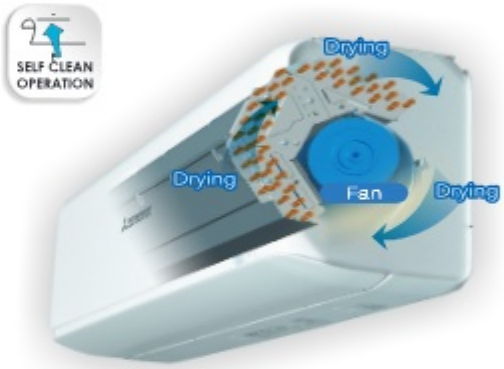

Always Keeping Indoor Unit Clean

Situation of mold after one week

When you don't execute "Self Clean Operation"

Fungal mycelia expand.

When you execute "Self Clean Operation"

The spore of mold doesn't germinate.



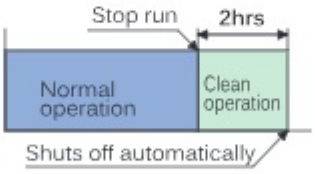

Allergen Clear Filter

Enzyme + Urea deactivates allergens and bacteria.

The allergen clear filter breaks down the pollen[*1], lice[*1], and allergens that live on cat skins, etc. and deactivates them. The secret of deactivation is the Enzyme-urea compound. It deactivates not only allergens but also all kinds of bacteria[*2], molds and viruses[*3]. Even if allergens and bacteria, etc. fly of the filter, they are deactivated, so the air in your room is kept fresh.

*1 Test method:
ELISA colorimetric method Laboratory: Independent administrative agency national hospital mechanism Sagamihara Hospital, No.1536

*2 Test method:
ELISA colorimetric method / ELISA fluorescent method Laboratory: Independent administrative agency national hospital mechanism Sagamihara Hospital, No.1536

*3 Test method:
TCID (Infection value 50%) Laboratory: Foundation of Kitazato Environmental Science Center, No.15-0145

Structure of Preventing Dirt

Always keeping the indoor unit clean

The fan has undergone anti-microbial treatment to resist mold and germs, making the system clean and safe. This prevents foul odours, molds, etc. which can occur when an air conditioning system is not in operation.
(Compatible with all wall mounted type units.)

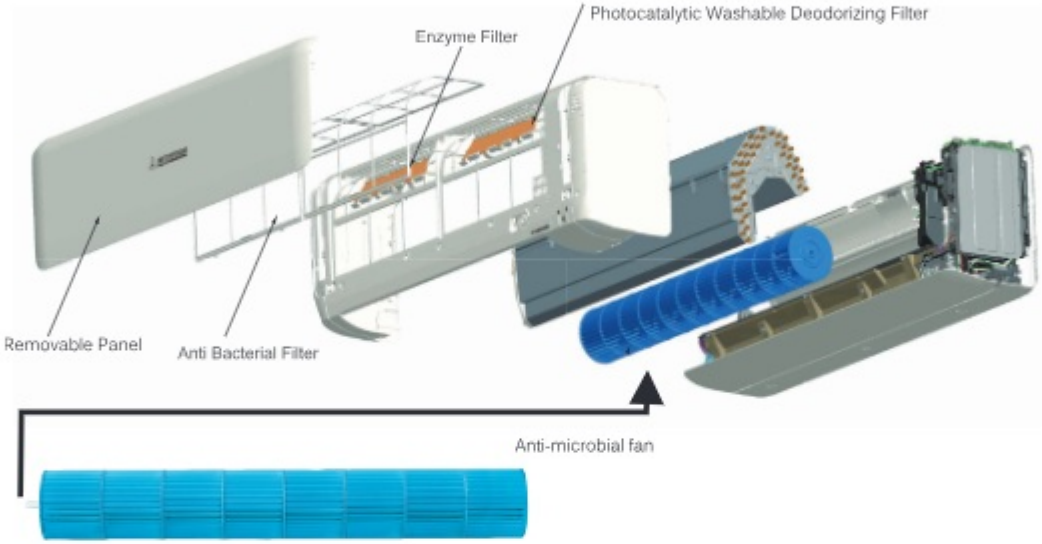

- **Efficacy of "Anti-microbial"**

Testing Authority:Japan Food Analysis Center

Test Report No. : 17067139001 - 0301
JIS Z 2801 Antimicrobial Products - Test for Antimicrobial Activity and Efficacy
Test Report No. : 17067139001 - 0501
JIS Z 2911 Methods of Test for Fungus Resistance
Tests were conducted with reference to the antimicrobial strength tests as follows Delere.

Comparison of growth of bacteria and mold on fan surfaces (microscopic image)

Tests conducted at the Mitsubishi Heavy Industries Nagoya Research Lab, 24 hours after contact with bacteria, cultured on agar media.

Photocatalytic Washable Deodorising Filter

The deodorising power can be restored by washing with water and drying in the sun, as such it is a recyclable deodorising filter capable of repeat use.



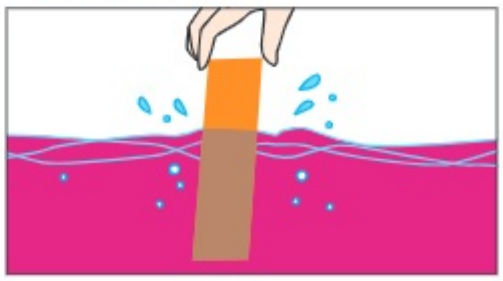

Used in models

Filter \ Indoor Unit	SRK-ZSX	SRK-ZR	SRK-ZS
Allergen Clear Filter	1pc	1pc	1pc
Photocatalytic Washable Deodorising Filter	1pc	1pc	1pc

* This page is mainly described ZSX series.

ENERGY SAVING / COMFORT

In a cooling operation



It is set to moderate operation when there is little movement in the room.

In a heating operation

It is set to moderate operation when there is a volume of movement in the room.

Eco Operation

Automatic energy saving control is done by detecting human activity.
Human activity is detected by a Motion Sensor **(Optional)** which is installed in the unit.
Air conditioner adjusts its cooling/heating capacity according to low/high demand. Economy Cooling operation : air conditioner goes into energy saving control when low activity is detected.
Economy Heating operation : air conditioner goes into energy saving control when high activity is detected.
When the sensor detects that no one is present in the room, the unit will automatically reduce the power used to a moderate level after approximately 15 minutes and return to normal operation once people return to the room.

Auto off

Air conditioner stops operation and goes to "stand-by" mode after 1-hour absence. It turns ON again when human activity is detected within 12-hours,or turnes OFF after a 12-hours absence. *Can also be set to turn OFF after two hours.

Absent



It suppresses the power when there is nobody present in the room.

After 1-hour

You do not need to worry, even if you forget to turn off the power. Air conditioner stops until human activity is detected.

Come back to room

Automatically operates in the preset mode if you return to the room within twelve hours.

Fuzzy Auto Mode

The temperature and humidity sensors check room conditions.
The unit automatically controls the operation mode and the setting temperature to operate efficiently.
Operation mode and cooling/heating capacity is controlled automatically according to one setting temperature.
Fuzzy auto mode offers automatic comfort temperature control even if weather condition changes quickly.

High Power Operation

In a cooling operation

This operation mode delivers powerful cool air to cool the room quickly.
It blows powerful cool air when you want to be cooled down after bathing or returning home on a hot summer day so that you can enjoy a cool sensation immediately.
The air conditioner automatically returns to the previous operation mode in 15 minutes to prevent the room from being cooled excessively.

In a heating operation

This operation mode warms the whole room from the vicinity of the air conditioner to your feet.
It warms up the room promptly when you want to be warmed after getting out of bed or returning home during the winter season. The air conditioner automatically returns to the previous operation mode in 15 minutes to prevent the room from being warmed excessively.

Silent Operation

When silent operation is set, the maximum pressure level of the outdoor unit will be 3dB(A) lower than standard nominal level (45dB(A) or less).
The compressor speed is set at a lower range than that of nominal operation, operating at 60% of nominal capacity.
Maximum fan speed of outdoor unit is set lower than nominal operation.

Night Setback

During cold seasons, room temperatures can be maintained at a comfortable level even while the room is unattended.
The air conditioner keeps the temperature at 10°C.

Fireplace Function

By continuing to operate the indoor fan when the room temperature is stabilized, the warm air accumulated in the ceiling is circulated to the room.

* This page is mainly described ZSX series.

Weekly Timer

Up to 4 programs with timer operation (ON-TIMER / OFF-TIMER) are available for each day of the week. Maximum 28 programs per week can be set. Once set, the timer operation will repeat the same program every week unless otherwise cancelled.

Sleep Timer

Too much cooling/heating is not necessary when people go to sleep. This function achieves moderate cooling/heating by adjusting its capacity and saving more energy as well.

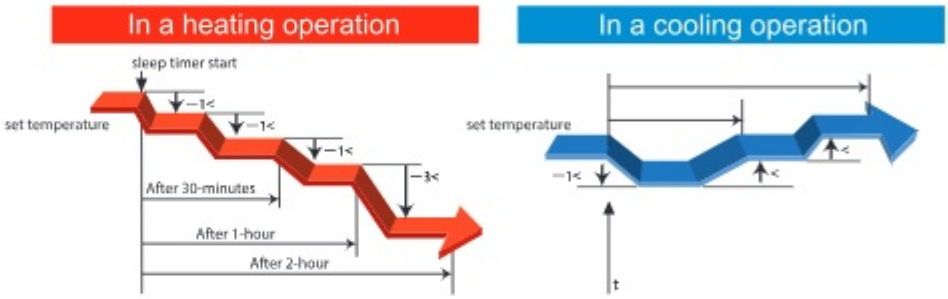

Comfort start-up

Air conditioner controls room temperature to achieve comfort at the "set time" by 60-minutes pre-operation. This is convenient when you wake up or return home at a predetermined time. In ON-TIMER operation, the unit starts the operation a little earlier, so that the room can approach optimum temperature at ON time.

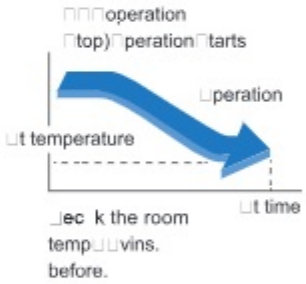

Preset Operation

The preset operation features allow customised temperature and airflow settings, which will deliver ultimate comfort with one simple touch of the button. (Applied for ZSX, ZS series)

LED Brightness Adjustment

Brightness of the LED display can be adjusted according to the user's preference. (Applied for ZSX, ZS series)

Elegant Timeless Design

The ZSX series air-conditioners have been stylishly designed with rounded contours that fit beautifully into any of Europe's diverse interior settings. The design was created by the Italian industrial design studio Tensa srl, based in Milan, to respond to a broad spectrum of requirements

Wall Mounted Type

SRK-ZXS-W

Wireless Control System (optional)

Control your air conditioner from anywhere, anytime

If you turn on the air conditioner when you're on the go, you'll be comfortable when you get home.
Even if you forget to turn it off, you can turn it off when you are out and about.

Wireless LAN Built-in model - WiFi Control

Wireless Control System is equipped as standard

ZR-WF

Applicable products

Built-in

1 SRK-ZR -WF

Optional

1 SRK-ZSX -W
2 SRK-ZS -W

SMART M-AIR APP - WiFi CONTROL

You can control the air conditioner at home or on the go
by installing Smart M-Air app on your smartphone or tablet.

Search for "Smart M-Air" from the GooglePlay™ store for Android™ and AppStore for iPhone.

GET IT ON Google Play | Available on the App Store

Application compatible model: Android™ OS 8-12 smartphones and tablets, iPhone for iOS 12-15

Functions

1. Turn ON/OFF
2. Change operation mode (Cool, Heat, Dry, Auto)
3. Control temperature
4. Set Timers
5. Favourite setting

Notification Function

1. Shut-off reminder alert
2. A notification will be sent to your smart device if the air conditioner is accidentally left running
3. Hi temp / low temp alert
4. Watching function

Weekly Timer

Timers can be set for different days of the week. They can also be set from the calendar.

Home Leave Mode

Heating / Cooling operation is automatically turned on when the room temperature is lower or higher than the set temperature.

Vacant Property Mode

Temperature can be set as follows:
Cooling 31°C to 33°C (interval 1°C),
Heating 10°C to 17°C (interval 1°C)
Only "Cool" and "Heat" operation modes can be selected.

Electricity Bill Graph

Displays an electricity bill by month on a graph.
You can also set the electricity unit cost.

System configuration

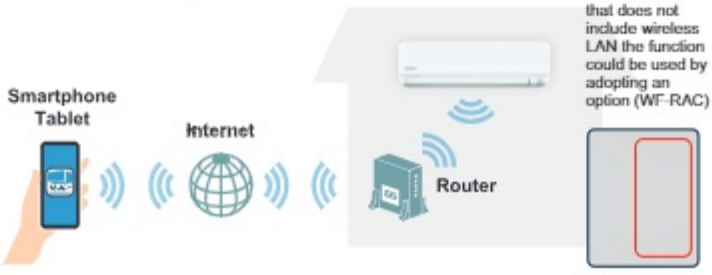

Model : WF-RAC

*SC-BIKN2-E cannot be used simultaneously for system configuration.

Wireless Adaptors airconwithme

Model :INAWMMHI001I000

EU/EEA market only

Please access the followings for details.

URL	http://www.airconwithme.com
email	info@airconwithme.com

* These are developed by HMS Industrial Networks.

*Android is a trademark of Google LLC. IOS is a registered trademark of Cisco in the U.S. and other countries and is used under license.

FUNCTIONS

Energy saving

Fuzzy Auto Mode
Using fuzzy logic algorithms, the unit determines the operating mode and temperature settings automatically and adjusts the inverter frequency.

Motion Sensor
This sensor detects human activity and shifts the temperature setting according to the amount of activity in the room.

Eco Operation
Room temperature and humidity are monitored using a sensor to automatically control the operation. In tandem with the motion sensor, the system enables an energy saving mode while maintaining comfort.

Auto Off
Stops the operation automatically when there is no activity detected in the room for a certain period.

Economy Mode
The unit will operate in energy saving mode in order to avoid excessive heating and cooling.

Air flow

Jet Air Technology
Air flow is regulated using the same blade technology as that in jet engines which produces a powerful yet efficient airflow.

3D Auto
This one touch program will activate the three independent motors to evenly distribute air flow and create optimum heating and cooling conditions.

Auto Flap Mode
Depending on the operating mode, the unit will automatically set the position of the louvers at the optimal angle.

Memory Louver
While the louver is swinging it can be stopped at any angle. On the next start-up the louver returns to the same position that it was when the operation last stopped.

Vertical Auto Swing
Louvers swing up and down continuously and can be set at a fixed angle.

Horizontal Auto Swing
Louvers swing right and left continuously and can be set at a fixed angle.

Draft Prevention Setting
Draft Prevention setting provides a comfortable air flow without any draft feeling. Whether cooling or heating a room, the remote control can be used to instantly suppress any warm or cool drafts. This accurately assists how air flow is directed out of the indoor unit.

Clean Operation & Filter

Allergen Clear Operation
The system is equipped to suppress the influence of the allergens caught by the Allergen Clear Filter by controlling the temperature and humidity. Enzymes are used to suppress the influence of the allergens caught during everyday operation.

Self-Clean Operation
Self clean mode dries the indoor unit and filter, preventing the growth of mould. This runs for 2 hours after the unit has been switched off.

Allergen Clear Filter
The filter breaks down the pollen, lice, and all allergens that live on cat skins, etc. and deactivates them.

Photocatalytic Washable Deodorising Filter
This easy to clean filter that catches airborne allergens and particles before neutralising odour causing bacteria within them.

Removable Cover Panel
With an easy to remove front panel, cleaning and maintenance of the indoor unit is quicker and easier than ever.

Comfort

Dry Operation
During dry operation the unit will act as a dehumidifier to remove moisture from the air.

High Power Operation
Use the high power function to quickly reach your optimum temperature level when you first turn on the unit. This function will operate for a maximum of 15 minutes before returning to normal operation.

Silent Operation
This function allows you to program periods where the unit will operate with reduced noise levels and is ideal for temperature control during the night.

Night Setback
Designed for cold season, this ensures the room temperature is kept at around 10°C, even while unoccupied.

Fireplace Function
By continuing to operate the indoor fan when the room temperature is stabilized, the warm air accumulated in the ceiling is circulated to the room.

Timer

Weekly Timer
Set your unit to turn on and off automatically on a weekly basis to suit your usual room usage on each day.

24-hour On/Off Programmable Timer
By combining a start timer with a stop timer, you can register two timer operations a day.
Once set, timers will faithfully start or stop the system at a specified time of the day repeatedly.

Sleep Timer
The room temperature is automatically controlled during the set sleep mode period, ensuring that room temperature will not get too cold or too hot. Set a predetermined amount of time between 30 and 240 minutes that your unit will operate for before switching off.

On/Off Timer
This timer allows the unit to be set to turn ON or OFF automatically once within a 24 hour period.

Convenience

Comfort Start-up
With the ON-TIMER function, the unit will switch on earlier than the SET time, to ensure the optimum temperature is reached at the ON TIME.

Preset Operation
The desired preset operation mode can be enabled with a single touch of a button.

Child Lock
Lock the remote control to prevent child from tampering with the remote control.

LED Brightness Adjustment
The unit has an adjustable LED brightness display for minimal disturbance during night operation.

Positioning of Installation
This allows you to manually set the air flow direction when the unit is installed against a wall.

Wireless Control System
If you acquired the Wireless device, you can control the airconditioner at home or on the go by installing Smart M-Air app on your smartphone or tablet.

Others

Microcomputer-Operated Defrosting
This mode is automatically activated during low ambient temperatures to prevent the frosting of the outdoor heat exchanger and maintains heating efficiency.

Self Diagnostics
The internal microcomputer automatically runs a diagnostic of the system in the event of a malfunction. This enables your authorised dealer to isolate and repair any issues.

Auto Restart Function
If there is a temporary loss of power, when power is restored, the unit will automatically restart in the same operating mode it was in.

Back-up Switch
If the remote control fails, the unit can be operated via an on/off switch on the indoor unit.

Feature List

		ZSX	ZR	ZS	ZSP	SRF	SRR	FDTC*3	FDUM*5	FDE*3
Energy saving	Fuzzy Auto Mode	●	●	●	●	●	●	●		●
	Motion Sensor	●						●*4 option	● option	● option
	Eco Operation	●						●*4 option	● option	● option
	Auto Off	●						●*4 option	● option	● option
	Economy Mode		●	●	●	●	●			
Air flow	Jet Air Technology	●	●	●	●					
	3D Auto	●	●	●						
	Auto Flap Mode	●	●	●		●		●		●
	Memory Louver	●	●	●		●		●		●
	Vertical Auto Swing	●	●	●		●		●		●
	Horizontal Auto Swing	●	●	●						
	Draft Prevention Setting							●*4 option		
Clean Operation & Filter	Allergen Clear Operation*1	●	●	●						
	Self Clean Operation	●	●	●	●	●	●			
	Allergen Clear Filter	●	●	●		●				
	Photocatalytic Washable Deodorising Filter	●	●	●		●				
	Removable Cover Panel	●	●	●		●				
Comfort	Dry Operation	●	●	●	●	●	●	●	●	●
	High Power Operation	●	●	●	●	●	●	●	●	●
	Silent Operation*2	●	●	●		●	●			
	Night Setback	●	●	●		●	●			
Timer	Weekly Timer	●	●	●		●	●	●	●	●
	24-hour On/Off Programmable Timer				●					
	Sleep Timer	●	●	●	●	●	●	●	●	●
	On/Off Timer	●	●	●	●	●	●	●	●	●
Convenience	Comfort Start-up	●	●	●	●	●	●	●	●	●
	Preset Operation	●		●		●	●			
	Child Lock	●	●	●		●	●			
	LED Brightness Adjustment	●		●						
	Positioning of Installation	●	●	●						
	Wireless Control System	●*6	●*6	●*6						
Others	Microcomputer-Operated Defrosting	●	●	●	●	●	●	●	●	●
	Self-Diagnostic Function	●	●	●	●	●	●	●	●	●
	Auto Restart Function	●	●	●	●	●	●	●	●	●
	Back-up Switch	●	●	●	●	●	●			

*1 In case of Multi-split system, is not available. *2 It can not be used for SCM40~45ZS-S, SCM100~125ZM-S. *3 When using wired remote control (RC-EX3A). *4 FDTC-VH only. *6 -W, -S type would need an option to use the wireless function.

MULTI SPLIT SYSTEM - INDOOR UNIT
SPLIT WALL MOUNTED TYPE

SRK-ZSX-W

Diamond Series

SRK50ZSX-W, SRK60ZSX-W

A'DESIGN AWARD WINNER 2017 SILVER

OPTIONAL

Wireless Remote Control

KEY FEATURES

- ZSX series with the "Elegant Timeless Design" is best suited for small to medium sized living spaces.
- High Seasonal efficiency performance is up to A+++ in cooling and heating.
- Quiet Air Flow & Long Reach is achieved by jet technology.
- Allergen clear operation cleans air, using a control scheme owned only by Mitsubishi Heavy Industries Thermal Systems.

SRK-ZSX Wall Mounted Indoor Unit

MODEL			SRK50ZSX-W	SRK60ZSX-W
Nominal cooling capacity		kW	5.0	6.0
		Ton	1.4	1.7
Nominal heating capacity		kW	5.8	6.8
		Ton	1.6	1.9
Sound power level	Cooling	dB(A)	59	62
	Heating	dB(A)	62	63
Sound pressure level	Cooling(Hi/Me/Lo/Ulo)	dB(A)	44 / 39 / 31 / 22	48 / 41 / 33 / 22
	Heating(Hi/Me/Lo/Ulo)	dB(A)	47 / 41 / 33 / 23	47 / 42 / 34 / 23
Air flow	Cooling(Hi/Me/Lo/Ulo)	m^3/min	14.3 / 12.4 / 7.8 / 5.4	16.3 / 13.4 / 8.9 / 5.4
	Heating(Hi/Me/Lo/Ulo)		17.3 / 14.3 / 9.8 / 6.2	17.8 / 13.7 / 10.9 / 6.2
Exterior dimensions (H*W*D)		mm	305×920×220	
Net weight		kg	13	
Refrigerant piping size	Liquid / Gas	Φmm	6.35(1/4") / 12.7(1/2")	
Air Filter			Allergen Clear Filter *1, Photocatalytic Washable Deodorising Filter*1	

- The data are measured under the following conditions(ISO-T1, H1). Cooling: Indoor temp. of 27°CDB, 19°CWB, and outdoor temp. of 35°CDB. Heating: Indoor temp. of 20°CDB, and outdoor temp. of 7°CDB, 6°CWB.
- Sound level indicates the value in an anechoic chamber. During operation these values are somewhat higher due to ambient conditions.

*** Customers need to seek guidance from the Authorized Dealer / Expert for the AC unit capacity selection before ordering any AC unit. Customers need to check the site conditions like - Terrace / Wall / Glass windows exposed to direct sunlight, of the area to be Air- conditioned & room temperature requirement & outdoor temperature conditions. Company will not be responsible if there will be cooling issues due to improper selection of capacity of the AC units.

MULTI SPLIT SYSTEM - INDOOR UNIT
SPLIT WALL MOUNTED TYPE

SRK-ZR-WF

Diamond Series

SRK71ZR-WF, SRK80ZR-WF

BUILT IN WIRELESS LAN

Wireless Remote Control

KEY FEATURES

- ZR series is the ideal solution for cooling & heating larger spaces in your home.
- Quiet Air Flow & Long Reach is achieved by jet technology.
- Allergen clear operation cleans air, using a control scheme owned only by Mitsubishi Heavy Industries Thermal Systems.
- Wireless interface control included.

SRK-ZR Wall Mounted Indoor Unit

Model			SRK71ZR-WF	SRK80ZR-WF
Nominal cooling capacity		kW	7.1	8.0
		Ton	2.0	2.3
Nominal heating capacity		kW	8.0	9.0
		Ton	2.3	2.6
Sound power level	Cooling	dB(A)	57	60
	Heating	dB(A)	60	62
Sound pressure level	Cooling(Hi/Me/Lo/Ulo)	dB(A)	44 / 41 / 37 / 25	47 / 44 / 39 / 26
	Heating(Hi/Me/Lo/Ulo)	dB(A)	46 / 39 / 35 / 28	47 / 41 / 36 / 29
Air flow	Cooling(Hi/Me/Lo/Ulo)	m^3/min	20.5 / 18.6 / 16.2 / 10.4	23.5 / 20.2 / 17.5 / 10.4
	Heating(Hi/Me/Lo/Ulo)	m^3/min	25.0 / 19.8 / 17.3 / 13.3	26.5 / 21.3 / 18.4 / 13.5
Exterior dimensions (H×W×D)		mm	339 x1197 x 262	
Net weight		kg	15.5	16.5
Refrigerant piping size	Liquid / Gas	Φmm	6.35 (1/4") / 15.88 (5/8")	
Air Filter			Allergen Clear Filter *1, Photocatalytic Washable Deodorising Filter*1	

- The data are measured under the following conditions(ISO-T1, H1). Cooling: Indoor temp. of 27°CDB, 19°CWB, and outdoor temp. of 35°CDB. Heating: Indoor temp. of 20°CDB, and outdoor temp. of 7°CDB, 6°CWB.
- Sound level indicates the value in an anechoic chamber. During operation these values are somewhat higher due to ambient conditions.

*** Customers need to seek guidance from the Authorized Dealer / Expert for the AC unit capacity selection before ordering any AC unit. Customers need to check the site conditions like - Terrace / Wall / Glass windows exposed to direct sunlight, of the area to be Air- conditioned & room temperature requirement & outdoor temperature conditions. Company will not be responsible if there will be cooling issues due to improper selection of capacity of the AC units.

MULTI SPLIT SYSTEM - INDOOR UNIT
SPLIT WALL MOUNTED TYPE

SRK-ZS-W

Premium Series

SRK35ZS-W, SRK50ZS-W

Optional

Wireless Remote Control

KEY FEATURES

- ZS series is the ideal solution for cooling & heating larger spaces in your home.
- Compact and light weighted .
- Quiet Air Flow & Long Reach is achieved by jet technology.
- Allergen clear operation cleans air, using a control scheme owned only by Mitsubishi Heavy Industries Thermal Systems.

SRK-ZS Wall Mounted Indoor Unit

Model			SRK35ZS-W	SRK50ZS-W
Nominal cooling capacity		kW	3.5	5.0
		Ton	1.0	1.4
Nominal heating capacity		kW	4.5	5.8
		Ton	1.3	1.6
Sound power level	Cooling	dB(A)	54	59
	Heating	dB(A)	56	60
Sound pressure level	Cooling(Hi/Me/Lo/Ulo)	dB(A)	40 / 30 / 26 / 19	46 / 36 / 29 / 22
	Heating(Hi/Me/Lo/Ulo)	dB(A)	41 / 36 / 25 / 19	46 / 37 / 31 / 24
Air flow	Cooling(Hi/Me/Lo/Ulo)	m^3/min	11.3 / 8.7 / 7.0 / 5.0	12.1 / 9.9 / 7.4 / 5.9
	Heating(Hi/Me/Lo/Ulo)		12.3 / 11.0 / 7.0 / 5.6	13.9 / 11.2 / 9.1 / 7.4
Exterior dimensions (H×W×D)		mm	290×870×230	
Net weight		kg	10.0	
Refrigerant piping size	Liquid / Gas	Φmm	6.35(1/4") / 12.7(1/2")	
Clean filter			Allergen Clear Filter ×1, Photocatalytic Washable Deodorising Filter ×1	

- The data are measured under the following conditions(ISO-T1, H1). Cooling: Indoor temp. of 27°CDB, 19°CWB, and outdoor temp. of 35°CDB. Heating: Indoor temp. of 20°CDB, and outdoor temp. of 7°CDB, 6°CWB.
- Sound level indicates the value in an anechoic chamber. During operation these values are somewhat higher due to ambient conditions.

*** Customers need to seek guidance from the Authorized Dealer / Expert for the AC unit capacity selection before ordering any AC unit. Customers need to check the site conditions like - Terrace / Wall / Glass windows exposed to direct sunlight, of the area to be Air- conditioned & room temperature requirement & outdoor temperature conditions. Company will not be responsible if there will be cooling issues due to improper selection of capacity of the AC units.

MULTI SPLIT SYSTEM - INDOOR UNIT
SPLIT WALL MOUNTED TYPE

SRK-ZSP-W

Standard Series

SRK35ZSP-W

Wireless remote control

KEY FEATURES

- The compact design of the ZSP series makes it perfect for small spaces such as spare bedrooms and home offices.
- Energy class improvement. All class A++.
- The compact and lightweight design of outdoor unit offers great installation flexibility.
- Self-cleaning operation helps keep the room air clean.

SRK-ZSP Wall Mounted Indoor Unit

Model			SKM35ZSP-W
Nominal cooling capacity		kW	3.5
		Ton	1.0
Nominal heating capacity		kW	4.5
		Ton	1.3
Sound power level	Cooling	dB(A)	58
	Heating	dB(A)	58
Sound pressure level	Cooling(Hi/Me/Lo/Ulo)	dB(A)	44 / 37 / 25
	Heating(Hi/Me/Lo/Ulo)	dB(A)	42 / 37 / 30
Air flow	Cooling(Hi/Me/Lo/Ulo)	m^3/min	9.0 / 7.5 / 5.0
	Heating(Hi/Me/Lo/Ulo)		8.5 / 7.0 / 6.0
Exterior dimensions (H×W×D)		mm	267×783×210
Net weight		kg	7.5
Refrigerant piping size	Liquid / Gas	Φmm	6.35(1/4") / 9.52(3/8")
Clean filter			Wire Mesh Filter

- The data are measured under the following conditions(ISO-T1, H1). Cooling: Indoor temp. of 27°CDB, 19°CWB, and outdoor temp. of 35°CDB. Heating: Indoor temp. of 20°CDB, and outdoor temp. of 7°CDB, 6°CWB.
- Sound level indicates the value in an anechoic chamber. During operation these values are somewhat higher due to ambient conditions.

*** Customers need to seek guidance from the Authorized Dealer / Expert for the AC unit capacity selection before ordering any AC unit. Customers need to check the site conditions like - Terrace / Wall / Glass windows exposed to direct sunlight, of the area to be Air- conditioned & room temperature requirement & outdoor temperature conditions. Company will not be responsible if there will be cooling issues due to improper selection of capacity of the AC units.

MULTI SPLIT SYSTEM - INDOOR UNIT
SPLIT FLOOR STANDING TYPE

SRF-ZS/ZSX

SRF35ZS-W, SRF50ZSX-W

Wireless remote control

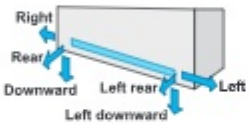

Auto air outlet selection
In case both lower and upper air outlets can be selected.

Installation workability
Piping and drain hose connection can be selected out of 6-directions.

KEY FEATURES

- SRF series is the ideal solution for cooling & heating larger spaces in your home.
- Compact and light weighted .
- Quiet Air Flow & Long Reach is achieved by jet technology.
- Allergen clear operation cleans air, using a control scheme owned only by Mitsubishi Heavy Industries Thermal Systems.

SRF-ZS/ZSX Floor Standing

Model			SRF35ZS-W	SRF50ZSX-W
Nominal cooling capacity		kW	3.5	5.0
		Ton	1.0	1.4
Nominal heating capacity		kW	4.5	5.8
		Ton	1.3	1.6
Sound power level	Cooling	dB(A)	51	58
	Heating	dB(A)	52	58
Sound pressure level	Cooling(Hi/Me/Lo/Ulo)	dB(A)	40 / 35 / 33 / 29	46 / 38 / 33 / 28
	Heating(Hi/Me/Lo/Ulo)	dB(A)	41 / 36 / 35 / 33	46 / 41 / 38 / 32
Air flow	Cooling(Hi/Me/Lo/Ulo)	m^3/min	9.2 / 7.8 / 7.3 / 6.4	11.5 / 9.6 / 7.4 / 6.6
	Heating(Hi/Me/Lo/Ulo)		10.7 / 8.3 / 8.1 / 7.4	12.0 / 10.0 / 9.4 / 7.6
Exterior dimensions(H×W×D)		mm	600 x 860 x 238	
Net weight		kg	18.0	19.0
Refrigerant piping size	Liquid / Gas	Φmm	6.35(1/4") / 9.52(3/8")	
Clean filter			Allergen Clear Filter * 1 Photocatalytic Washable Deodorising Filter×1	

- The data are measured under the following conditions(ISO-T1, H1). Cooling: Indoor temp. of 27°CDB, 19°CWB, and outdoor temp. of 35°CDB. Heating: Indoor temp. of 20°CDB, and outdoor temp. of 7°CDB, 6°CWB.
- Sound level indicates the value in an anechoic chamber. During operation these values are somewhat higher due to ambient conditions.

*** Customers need to seek guidance from the Authorized Dealer / Expert for the AC unit capacity selection before ordering any AC unit. Customers need to check the site conditions like - Terrace / Wall / Glass windows exposed to direct sunlight, of the area to be Air- conditioned & room temperature requirement & outdoor temperature conditions. Company will not be responsible if there will be cooling issues due to improper selection of capacity of the AC units.

MULTI SPLIT SYSTEM - INDOOR UNIT
SPLIT - CEILING CONNECTED TYPE

SRR-ZS

SRR50ZS-W, SRR60ZS-W

Drain Pump

Enhanced Installation Workability

600mm Drain Pump is mounted in all models. The indoor unit is c ompletely hidden in the ceiling, so this is suitable for spaces with classy interior decoration.

Bottom air inlet kit (optional)

UT-BAT1EF

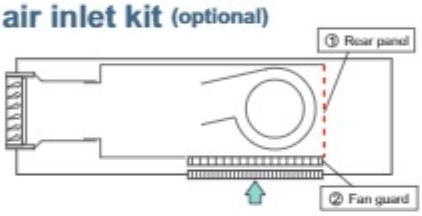

Air Filter To be procurred locally - Chargeable extra

Wireless remote control

KEY FEATURES

- The SRR series' indoor unit is concealed under the ceiling and is perfect a for a living room or bedroom area.
- Thin design, the height of SRR models is only 200mm.
- Quiet Operation
- Low Static Pressure Level 35Pa.

SRR-ZS Ceiling Concealed

Model			SRR50ZS-W	SRR60ZS-W
Nominal cooling capacity		kW	5.0	6.0
		Ton	1.4	1.7
Nominal heating capacity		kW	5.8	6.8
		Ton	1.6	1.9
Sound power level	Cooling	dB(A)	59	60
	Heating	dB(A)	61	63
Sound pressure level	Cooling(Hi/Me/Lo/Ulo)	dB(A)	41 / 37 / 34 / 29	44 / 38 / 35 / 30
	Heating(Hi/Me/Lo/Ulo)	dB(A)	43 / 39 / 37 / 32	45 / 41 / 38 / 33
Air flow	Cooling(Hi/Me/Lo/Ulo)	m^3/min	13.5 / 11.0 / 10.0 / 7.5	14.5 / 11.5 / 10.5 / 8.0
	Heating(Hi/Me/Lo/Ulo)		14.0 / 12.5 / 11.0 / 8.5	15.0 / 13.0 / 11.5 / 9.0
Available external static pressure		Pa	50(Initial static pressure with air filter : 5Pa)	
Exterior dimensions(H×W×D)		mm	200×950×500	
Net weight		kg	24.0	
Refrigerant piping size	Liquid / Gas	Φmm	6.35(1/4") / 12.7(1/2")	
Bottom air inlet kit **(optional)**			UT-BAT2EF	

* The data are measured under the following conditions(ISO-T1, H1). Cooling: Indoor temp. of 27°CDB, 19°CWB, and outdoor temp. of 35°CDB. Heating: Indoor temp. of 20°CDB, and outdoor temp. of 7°CDB, 6°CWB.
* Sound level indicates the value in an anechoic chamber. During operation these values are somewhat higher due to ambient conditions.

*** Customers need to seek guidance from the Authorized Dealer / Expert for the AC unit capacity selection before ordering any AC unit. Customers need to check the site conditions like - Terrace / Wall / Glass windows exposed to direct sunlight, of the area to be Air- conditioned & room temperature requirement & outdoor temperature conditions. Company will not be responsible if there will be cooling issues due to improper selection of capacity of the AC units.

MULTI SPLIT SYSTEM - INDOOR UNIT

SPLIT 4WAY CEILING CASSETTE TYPE

FDTC - VH

FDTC50VH, FDTC60VH

Wireless remote control (optional)

RCN-TC-5AW -E3

Wired remote control (optional)

RC-EX3A RC-E5 RCH-E3

Motion sensor (optional)

LB-TC-5W-E

European Design & Flat Panel

European grill design invented by Zweigrad GmbH & Co. KG in Germany, that blends well with the room.

Honeycomb type

KEY FEATURES

- Height of the thin panel and the main body is only 248mm allowing a very easy installation. Integrated ceiling system design (600×600)
- Draft Prevention Panel **(optional)** prevents cold/hot draft from being blown directly on the user. Draft Prevention Panel could be installed for each air outlet.
- Motion sensor **(optional)** is an energy saving operation function that detects human movement and saves energy.
- Noise has been reduced by adopting a new turbo fan and improving the heat exchanger

FDTC-VH 4way Ceiling Cassette

Model			FDTC50VH	FDTC60VH
Nominal cooling capacity		kW	5.0	6.0
		Ton	1.4	1.7
Nominal heating capacity		kW	5.8	6.8
		Ton	1.6	1.9
Sound power level	Cooling	dB(A)	59	60
	Heating	dB(A)	59	60
Sound pressure level	Cooling(P-Hi/Hi/Me/Lo)	dB(A)	44 / 40 / 35 / 27	46 / 42 / 38 / 31
	Heating(P-Hi/Hi/Me/Lo)	dB(A)	44 / 40 / 35 / 27	46 / 42 / 38 / 31
Air flow	Cooling(P-Hi/Hi/Me/Lo)	m^3/min	13.0 / 11.0 / 9.0 / 7.0	14.0 / 12.0 / 10.0 / 8.0
	Heating(P-Hi/Hi/Me/Lo)	m^3/min	13.0 / 11.0 / 9.0 / 7.0	14.0 / 12.0 / 10.0 / 8.0
Exterior dimensions(H×W×D)		mm	Unit : 248×570×570 Panel : 10×620×620	
Net weight		kg	16.5 (Unit.14 Panel:2.5)	
Refrigerant piping size	Liquid / Gas	ϕmm	6.35(1/4") / 9.52(3/8")	
Panel			Standard Panel : TC-PSA-5AW-E(Honeycomb) Draft Prevention Panel : TC-PSAE-5AW-E(Honeycomb), TC-PSAGE-5AW-E(Grid)	

- The data are measured under the following conditions(ISO-T1, H1). Cooling: Indoor temp. of 27°CDB, 19°CWB, and outdoor temp. of 35°CDB. Heating: Indoor temp. of 20°CDB, and outdoor temp. of 7°CDB, 6°CWB.
- Sound level indicates the value in an anechoic chamber. During operation these values are somewhat higher due to ambient conditions.

*** Customers need to seek guidance from the Authorized Dealer / Expert for the AC unit capacity selection before ordering any AC unit. Customers need to check the site conditions like - Terrace / Wall / Glass windows exposed to direct sunlight, of the area to be Air- conditioned & room temperature requirement & outdoor temperature conditions. Company will not be responsible if there will be cooling issues due to improper selection of capacity of the AC units.

MULTI SPLIT SYSTEM - INDOOR UNIT DUCT CONNECTED TYPE

FDUM50-VH

Wireless remote control

Drain Pump

Enhanced Installation Workability

600mm Drain Pump is mounted in all models. The indoor unit is c ompletely hidden in the ceiling, so this is suitable for spaces with classy interior decoration.

MULTI SPLIT SYSTEM - INDOOR UNIT CEILING SUSPENDED TYPE

FDE50-VH

Wireless remote control

FDUM-VH / FDE-VH				
Type			Ductable	Ceiling Suspended
Model			**FDUM50-VH**	**FDE50-VH**
Nominal cooling capacity		kW	5.0	5.0
		Ton	**1.4**	**1.4**
Nominal heating capacity		kW	5.8	5.8
		Ton	**1.6**	**1.6**
Sound power level	Cooling	dB(A)	60	60
	Heating	dB(A)	60	60
Sound pressure level	Cooling(P-Hi/Hi/Me/Lo)	dB(A)	37 / 32 / 29 / 26	46 / 38/ 36/ 31
	Heating(P-Hi/Hi/Me/Lo)	dB(A)	37 / 32 / 29 / 26	46 / 38/ 36/ 31
Air flow	Cooling(P-Hi/Hi/Me/Lo)	m^3/min	13.0 / 10.0 / 9.0 / 8.0	13.0 / 10.0 / 9.0 / 7.0
	Heating(P-Hi/Hi/Me/Lo)		13.0 / 10.0 / 9.0 / 8.0	13.0 / 10.0 / 9.0 / 7.0
Available external static pressure		Pa	Standard : 35 Max : 100	—
Exterior dimensions (H×W×D)		mm	280×750×635	210×1070×690
Net weight		kg	29.0	28.0
Refrigerant piping size	Liquid / Gas	Φmm	6.35(1/4") / 12.7(1/2")	6.35(1/4") / 12.7(1/2")
Air filter			To be procurred locally - Chargeable extra	Included

- The data are measured under the following conditions(ISO-T1, H1). Cooling: Indoor temp. of 27°CDB, 19°CWB, and outdoor temp. of 35°CDB. Heating: Indoor temp. of 20°CDB, and outdoor temp. of 7°CDB, 6°CWB.
- Sound level indicates the value in an anechoic chamber. During operation these values are somewhat higher due to ambient conditions.

*** Customers need to seek guidance from the Authorized Dealer / Expert for the AC unit capacity selection before ordering any AC unit. Customers need to check the site conditions like - Terrace / Wall / Glass windows exposed to direct sunlight, of the area to be Air- conditioned & room temperature requirement & outdoor temperature conditions. Company will not be responsible if there will be cooling issues due to improper selection of capacity of the AC units.

MULTI-SPLIT SYSTEM

MULTI-SPLIT SCM

The Multi DC Inverter range are innovative Multi-split systems from Mitsubishi Heavy Industries Thermal Systems which offers the perfect answer for air conditioning comfort in several environments. A single outdoor unit can air condition up to 6 different rooms. Utilising a range of compact and elegant indoor units that are available in 6 different types make air conditioning any indoor environment possible . The whole range is characterised by high flexibility, high energy efficiency and extremely low noise levels.

FDTC
4way Ceiling Cassette type

FDE
Ceiling Suspended type

SRK
Wall Mounted type

SRF
Floor Standing type

SRR
Ceiling Concealed type

FDUM
Duct Connected type

A wide variety of choices for indoor units

MULTI SPLIT SYSTEM OUTDOOR UNITS

SCM71ZS-W
SCM80ZS-W
R32

SCM100ZS-W
R32

SCM125ZS-S
R410A

Higher efficiency

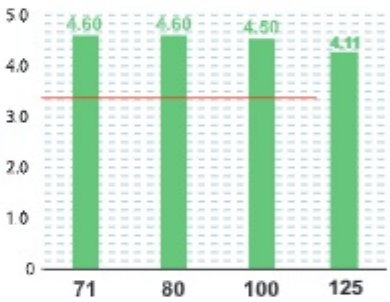

* The above values are based on indoor units combination with SRK-ZSX-W only. Only SCM100ZS-W is calculated in the combination with SRK-ZS-W.

Silent Operation

By the application of the Twin Rotary compressor, the outdoor units have low noise levels. Silent operation is installed in all outdoor units.

Wide Range of Operation

Our new advanced technology has expanded the heating and cooling operation range.

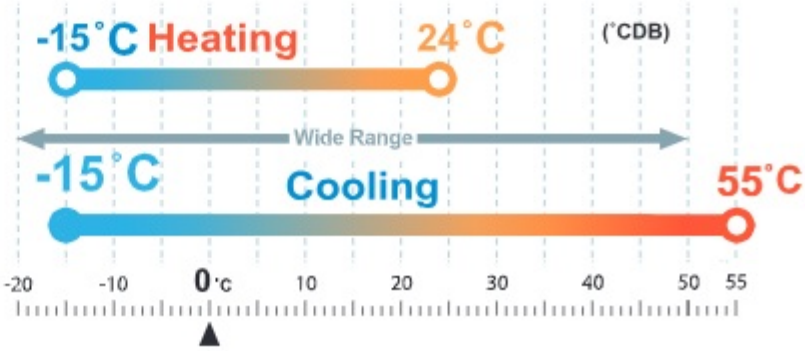

MULTI SPLIT SYSTEM OUTDOOR UNIT

SPECIFICATIONS			HYPER INVERTER - MULTI SPLIT SYSTEM - SCM SERIES			
MODEL - OUTDOOR UNIT			For 2 Room ~ 4 Rooms		For 2 Rooms ~ 5 Rooms	For 2 Rooms ~ 6 Rooms
			SCM71ZS-W	SCM80ZS-W	SCM100ZS-W	SCM125ZS-S
Power Source			1Phase, 220 - 240V, 50Hz	1Phase, 220 - 240V, 50Hz	1Phase, 220 - 240V, 50Hz	1Phase, 220 - 240V, 50Hz
Nominal Cooling Capacity (Min ~ Max)		KW	7.1 (1.8 ~ 8.8)	8.0 (1.8 ~ 9.2)	10.0 (1.7 ~ 11.5)	12.5 (1.8 ~ 14.0)
		Ton	2.0 (0.5 ~ 2.5)	2.3 (0.5 ~ 2.6)	2.84 (0.48 ~ 3.27)	3.55 (0.5 ~ 4.0)
Nominal Heating Capacity (Min ~ Max)		KW	8.6 (1.1 ~ 9.4)	9.3 (1.1 ~ 9.8)	10.5 (0.9 ~ 11.5)	13.5 (1.5 ~ 14.0)
		Ton	2.45 (0.30 ~ 2.67)	2.64 (0.30 ~ 2.79)	3.0 (0.26 ~ 3.27)	3.84 (0.43 ~ 4.0)
Power Consumption	Cooling	KW	1.42(0.48~2.75)	1.70(0.48~2.83)	2.70(0.48~3.65)	3.90(0.65-4.80)
	Heating	KW	1.75(0.35~3.00)	1.95(0.35~3.12)	2.38(0.37~2.90)	3.25(0.70-3.42)
EER	Cooling		5.00	4.71	3.70	3.21
COP	Heating		4.91	4.77	4.41	4.15
Max. running current		A	20	20	21	29
Sound power level	Cooling	dB(A)	63	66	67	69
	Heating	dB(A)	67	67	72	72
Sound pressure level	Cooling	dB(A)	50	54	54	57
	Heating	dB(A)	54	54	59	60
Air flow	Cooling	m^3/min	50.0	56.0	75.0	75.0
	Heating		56.0	56.0	75.0	82.0
Exterior dimensions (H×W×D)		mm	750×880(+73)×340	750×880(+73)×340	945×970×370	945×970×370
Net weight		kgs	61.0	61.0	73.0	92
Refrigerant	Type		R32	R32	R32	R410A
	Charge	kgs	2.55	2.55	2.98	6
Refrigerant piping size	Liquid	mm/inch	6.35(1/4") × 5	6.35(1/4") × 5	6.35(1/4") × 5	6.35(1/4") × 6
	Gas		9.52(3/8") × 5	9.52(3/8") × 5	9.52(3/8") × 5	9.52(3/8") × 6
Outdoor operating temperature range	Cooling	°CDB	-15 ~ 55	-15 ~ 55	-15 ~ 55	-15 ~ 55
	Heating		-15~24	-15~24	-15~24	-15~24
Number of Connectable indoor units			Min.2~Max.4	Min.2~Max.4	Min.2~Max.5	Min.4* * ~ Max.6
Total Connectable - Indoor Units Capacity		kW	7.0 ~ 12.5	8.0 ~ 13.5	9.0 ~ 16.0	12.5 ~19.5
		Ton	2.0 ~ 3.5	2.3 ~ 3.8	2.6 ~ 4.5	3.55 ~ 5.5

The data are measured under the following conditions(ISO-T1, H1). Cooling: Indoor temp. of 27°CDB, 19°CWB, and outdoor temp. of 35°CDB. Heating: Indoor temp. of 20°CDB, and outdoor temp. of 7°CDB, 6°CWB.
Sound level indicates the value in an anechoic chamber. During operation these values are somewhat higher due to ambient conditions.

- Only the following combinations are possible. The total connecting capacity of indoor units should be between 90 ~ 160.

(2 indoor units can be connectable)
- Includes 1 or more SRK-ZR
- SRK-ZSX x 2
- SRK-ZSX + FDE50
- SRK-ZSX + SRF35,50
- FDE50 + SRF50

(3 or 4 indoor unit can be connectable)
- No limitation

(5 indoor unit can be connectable)
Only the following A and B combinations are possible.
A. The total number of (SRK-ZSX, SRF 35,50, FDE 50) is 4 or less.
5 units can be connected by connecting other indoor units.
Example: ZSX x 4 + ZS x 1 are possible.

** In case of SRK71ZR+SRK71ZR, 2 indoor units can be connectable. In case of the combination with SRK-ZSX, SRK71ZR & FDE50VH, only 3 indoor units can be connectable. The total connecting capacity of indoor units should be between 100 ~ 160. (SCM100ZM-S, SCM125ZM-S)
*** Customers need to seek guidance from the Authorized Dealer / Expert for the AC unit capacity selection before ordering any AC unit. Customers need to check the site conditions like - Terrace / Wall / Glass windows exposed to direct sunlight, of the area to be Air- conditioned & room temperature requirement & outdoor temperature conditions. Company will not be responsible if there will be cooling issues due to improper selection of capacity of the AC units.

Note
Before quoting / installing to the customer take necessary guidelines from HO - Technical Team for the feasibility of IDU combination with ODU

Piping Length Flexibility

You are given greater freedom to decide where the indoor units will be installed to optimise interior space and convenience.

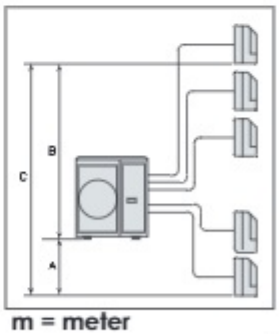

Additional refrigerant charge required for piping length beyond the length of Chargeless Refrigerant Pipe as per the following formula :

Additional refrigerant charge (grams) =
{ Connecting pipe length (m) – Factory charged length (m) } x 20 grams per meter

m = meter

MODELS			OUTDOOR UNIT MODELS		
			SCM 71/80ZS-W	SCM100ZS-W	SCM125ZM-S
Length for one indoor unit			under 25m	under 25m	under 25m
Total length for all rooms			under 70m	under 75m	under 90m
Height Difference	(A)	Lower installation spot of the indoor unit	under 20m	under 20m	under 20m
	(B)	Upper installation spot of the indoor unit	under 20m	under 20m	under 20m
	(C)	Maximum height difference of the indoor units	under 25m	under 25m	under 25m
Length of charegeless refrigerant pipe			**30m**	**40m**	**50m**

SCM71ZS-W - OUTDOOR UNIT COMBINATION WITH INDOOR UNITS

F *Full Capacity possible for all the Indoor Units operating simultaneously*

E1 *Either of 1no. of Indoor Unit operating possible at full capacity*

E2 *Either of 2 no.s of Indoor Units operating possible at full capacity provided that total capacity count of these 2no.s Indoor Unit should be less than the capacity of indoor units total count permissible mentioned below*

E3 *Either of 3 no.s of Indoor Units operating possible at full capacity provided that total capacity count of these 3no.s Indoor Unit should be less than the capacity of indoor units total count permissible mentioned below*

E4 *Either of 4 no.s of Indoor Units operating possible at full capacity provided that total capacity count of these 4no.s Indoor Unit should be less than the capacity of indoor units total count permissible mentioned below*

SCM71ZS-W = Capacity of indoor units total count permissible upto = 88

Table of Indoor unit combination only with SRK-ZSX type

No.s of Room	Indoor Unit Combination	Operating Possible	Cooling capacity (kW)						Power consumption (W)			Std. Current (A) @ 230 V
			Room cooling capacity			Total capacity						
			A	B	C	Min.	Std.	Max.	Min.	Std.	Max.	
2 Rooms	35 + 35	F	3.55	3.55	-	3.0	7.1	7.7	550	1970	2750	8.7
	35 + 50	F	2.92	4.18	-	3.0	7.1	7.7	550	1970	2750	8.7
	35 + 60	E1	2.62	4.48	-	3.0	7.1	7.7	550	1970	2750	8.7
	50 + 50	E1	3.55	3.55	-	3.0	7.1	7.7	550	1970	2750	8.7
	50 + 60	E1	3.23	3.87	-	3.0	7.1	7.7	550	1970	2750	8.7
	60 + 60	E1	3.55	3.55	-	3.0	7.1	7.7	550	1970	2750	8.7
3 Rooms	35 + 35 + 35	E2	2.37	2.37	2.37	3.7	7.1	8.2	670	1520	2750	6.7
	35 + 35 + 50	E2	2.07	2.07	2.96	3.7	7.1	8.2	670	1520	2750	6.7

No.s of Room	Indoor Unit Combination	Operating Possible	Heating capacity (kW)						Power consumption (W)			Std. Current (A) @ 230 V
			Room heating capacity			Total capacity						
			A	B	C	Min.	Std.	Max.	Min.	Std.	Max.	
2 Rooms	35 + 35	F	4.30	4.30	-	1.5	8.6	8.9	350	2100	3000	9.3
	35 + 50	F	3.54	5.06	-	1.5	8.6	8.9	350	2100	3000	9.3
	35 + 60	E1	3.17	5.43	-	1.5	8.6	8.9	350	2100	3000	9.3
	50 + 50	E1	4.30	4.30	-	1.5	8.6	8.9	350	2100	3000	9.3
	50 + 60	E1	3.91	4.69	-	1.5	8.6	8.9	350	2100	3000	9.3
	60 + 60	E1	4.30	4.30	-	1.5	8.6	8.9	350	2100	3000	9.3
3 Rooms	35 + 35 + 35	E2	2.87	2.87	2.87	1.6	8.6	9.1	370	2060	3000	9.1
	35 + 35 + 50	E2	2.51	2.51	3.58	1.6	8.6	9.1	370	2060	3000	9.1

*** Customers need to seek guidance from the Authorized Dealer / Expert for the AC unit capacity selection before ordering any AC unit. Customers need to check the site conditions like - Terrace / Wall / Glass windows exposed to direct sunlight, of the area to be Air- conditioned & room temperature requirement & outdoor temperature conditions. Company will not be responsible if there will be cooling issues due to improper selection of capacity of the AC units.

Table of Indoor unit combination with all the type of indoor units Hi-Wall / Ductable / Cassette / Ceiling Suspended

No.s of Room	Indoor Unit Combination	Operating Possible	Cooling capacity (kW)						Power consumption (W)			Std. Current (A) @ 230 V
			Room cooling capacity			Total capacity			Min.	Std.	Max.	
			A	B	C	Min.	Std.	Max.				
2 Rooms	35 + 35	F	3.55	3.55	-	3.0	7.1	7.3	550	2340	2750	10.3
	35 + 50	F	2.92	4.18	-	3.0	7.1	7.3	550	2340	2750	10.3
	35 + 60	E1	2.62	4.48	-	3.0	7.1	7.3	550	2340	2750	10.3
	35 + 71	E1	2.34	4.76	-	3.0	7.1	7.3	550	2340	2750	10.3
	50 + 50	E1	3.55	3.55	-	3.0	7.1	7.3	550	2340	2750	10.3
	50 + 60	E1	3.23	3.87	-	3.0	7.1	7.3	550	2340	2750	10.3
	50 + 71	E1	2.93	4.17	-	3.0	7.1	7.3	550	2340	2750	10.3
	60 + 60	E1	3.55	3.55	-	3.0	7.1	7.3	550	2340	2750	10.3
3 Rooms	35 + 35 + 35	E2	2.37	2.37	2.37	3.7	7.1	7.8	670	1870	2750	8.2
	35 + 35 + 50	E2	2.07	2.07	2.96	3.7	7.1	7.8	670	1870	2750	8.2

No.s of Room	Indoor Unit Combination	Operating Possible	Heating capacity (kW)						Power consumption (W)			Std. Current (A) @ 230 V
			Room heating capacity			Total capacity			Min.	Std.	Max.	
			A	B	C	Min.	Std.	Max.				
2 Rooms	35 + 35	F	4.30	4.30	-	1.5	8.6	8.7	350	2460	3000	10.9
	35 + 50	F	3.54	5.06	-	1.5	8.6	8.7	350	2460	3000	10.9
	35 + 60	E1	3.17	5.43	-	1.5	8.6	8.7	350	2460	3000	10.9
	35 + 71	E1	2.84	5.76	-	1.5	8.6	8.7	350	2460	3000	10.9
	50 + 50	E1	4.30	4.30	-	1.5	8.6	8.7	350	2460	3000	10.9
	50 + 60	E1	3.91	4.69	-	1.5	8.6	8.7	350	2460	3000	10.9
	50 + 71	E1	3.55	5.05	-	1.5	8.6	8.7	350	2460	3000	10.9
	60 + 60	E1	4.30	4.30	-	1.5	8.6	8.7	350	2460	3000	10.9
3 Rooms	35 + 35 + 35	E2	2.87	2.87	2.87	1.6	8.6	8.9	370	2410	3000	10.7
	35 + 35 + 50	E2	2.51	2.51	3.58	1.6	8.6	8.9	370	2410	3000	10.7

Notes

The data are measured under the following conditions(ISO-T1, H1). Cooling: Indoor temp. of 27˚CDB, 19˚CWB, and outdoor temp. of 35˚CDB. Heating: Indoor temp. of 20˚CDB, and outdoor temp. of 7˚CDB, 6˚CWB.

Before quoting / installing to the customer take necessary guidelines from HO - Technical Team for the feasibility of IDU combination with ODU

*** Customers need to seek guidance from the Authorized Dealer / Expert for the AC unit capacity selection before ordering any AC unit. Customers need to check the site conditions like - Terrace / Wall / Glass windows exposed to direct sunlight, of the area to be Air- conditioned & room temperature requirement & outdoor temperature conditions. Company will not be responsible if there will be cooling issues due to improper selection of capacity of the AC units.

SCM80ZS-W - OUTDOOR UNIT COMBINATION WITH INDOOR UNITS

F *Full Capacity possible for all the Indoor Units operating simultaneously*

E1 *Either of 1no. of Indoor Unit operating possible at full capacity*

E2 *Either of 2 no.s of Indoor Units operating possible at full capacity provided that total capacity count of these 2no.s Indoor Unit should be less than the capacity of indoor units total count permissible mentioned below*

E3 *Either of 3 no.s of Indoor Units operating possible at full capacity provided that total capacity count of these 3no.s Indoor Unit should be less than the capacity of indoor units total count permissible mentioned below*

E4 *Either of 4 no.s of Indoor Units operating possible at full capacity provided that total capacity count of these 4no.s Indoor Unit should be less than the capacity of indoor units total count permissible mentioned below*

SCM80ZS-W = Capacity of indoor units total count permissible upto = 92

Table of Indoor unit combination only with SRK-ZSX type

No.s of Room	Indoor Unit Combination	Operating Possible	Cooling capacity (kW)						Power consumption (W)			Std. Current (A) @ 230 V
			Room cooling capacity			Total capacity			Min.	Std.	Max.	
			A	B	C	Min.	Std.	Max.				
2 Rooms	35 + 50	F	3.29	4.71	-	3.0	8.0	8.5	550	2420	2830	10.6
	35 + 60	F	2.95	5.05	-	3.0	8.0	8.5	550	2420	2830	10.6
	50 + 50	E1	4.00	4.00	-	3.0	8.0	8.5	550	2420	2830	10.6
	50 + 60	E1	3.64	4.36	-	3.0	8.0	8.5	550	2420	2830	10.6
	60 + 60	E1	4.00	4.00	-	3.0	8.0	8.5	550	2420	2830	10.6
3 Rooms	35 + 35 + 35	E2	2.67	2.67	2.67	3.7	8.0	8.8	670	1910	2830	8.4
	35 + 35 + 50	E2	2.33	2.33	3.33	3.7	8.0	8.8	670	1910	2830	8.4
	35 + 35 + 60	E2 / E1	2.15	2.15	3.69	3.7	8.0	8.8	670	1910	2830	8.4
	35 + 50 + 50	E2 / E1	2.07	2.96	2.96	3.7	8.0	8.8	670	1910	2830	8.4

No.s of Room	Indoor Unit Combination	Operating Possible	Heating capacity (kW)						Power consumption (W)			Std. Current (A) @ 230 V
			Room heating capacity			Total capacity			Min.	Std.	Max.	
			A	B	C	Min.	Std.	Max				
2 Rooms	35 + 50	F	3.83	5.47	-	1.5	9.3	9.5	350	2300	3120	10.2
	35 + 60	F	3.43	5.87	-	1.5	9.3	9.5	350	2300	3120	10.2
	50 + 50	E1	4.65	4.65	-	1.5	9.3	9.5	350	2300	3120	10.2
	50 + 60	E1	4.23	5.07	-	1.5	9.3	9.5	350	2300	3120	10.2
	60 + 60	E1	4.65	4.65	-	1.5	9.3	9.5	350	2300	3120	10.2
3 Rooms	35 + 35 + 35	E2	3.10	3.10	3.10	1.6	9.3	9.6	370	2250	3120	10.0
	35 + 35 + 50	E2	2.71	2.71	3.88	1.6	9.3	9.6	370	2250	3120	10.0
	35 + 35 + 60	E2	2.50	2.50	4.29	1.6	9.3	9.6	370	2250	3120	10.0
	35 + 50 + 50	E2	2.41	3.44	3.44	1.6	9.3	9.6	370	2250	3120	10.0

*** Customers need to seek guidance from the Authorized Dealer / Expert for the AC unit capacity selection before ordering any AC unit. Customers need to check the site conditions like - Terrace / Wall / Glass windows exposed to direct sunlight, of the area to be Air- conditioned & room temperature requirement & outdoor temperature conditions. Company will not be responsible if there will be cooling issues due to improper selection of capacity of the AC units.

Table of Indoor unit combination with all the type of indoor units Hi-Wall / Ductable / Cassette / Ceiling Suspended

No.s of Room	Indoor Unit Combination	Operating Possible	Cooling capacity (kW)						Power consumption (W)			Std. Current (A) @ 230 V
			Room cooling capacity			Total capacity			Min.	Std.	Max.	
			A	B	C	Min.	Std.	Max.				
2 Rooms	35 + 50	F	3.29	4.71	-	3.0	8.0	8.3	550	2720	2830	11.9
	35 + 60	F	2.95	5.05	-	3.0	8.0	8.3	550	2720	2830	11.9
	35 + 71	E1	2.64	5.36	-	3.0	8.0	8.3	550	2720	2830	11.9
	50 + 50	E1	4.00	4.00	-	3.0	8.0	8.3	550	2720	2830	11.9
	50 + 60	E1	3.64	4.36	-	3.0	8.0	8.3	550	2720	2830	11.9
	50 + 71	E1	3.31	4.69	-	3.0	8.0	8.3	550	2720	2830	11.9
	60 + 60	E1	4.00	4.00	-	3.0	8.0	8.3	550	2720	2830	11.9
	60 + 71	E1	3.66	4.34	-	3.0	8.0	8.3	550	2720	2830	11.9
3 Rooms	35 + 35 + 35	E2	2.67	2.67	2.67	3.7	8.0	8.5	670	2290	2830	10.1
	35 + 35 + 50	E2	2.33	2.33	3.33	3.7	8.0	8.5	670	2290	2830	10.1
	35 + 35 + 60	E2 / E1	2.15	2.15	3.69	3.7	8.0	8.5	670	2290	2830	10.1
	35 + 50 + 50	E2 / E1	2.07	2.96	2.96	3.7	8.0	8.5	670	2290	2830	10.1

No.s of Room	Indoor Unit Combination	Operating Possible	Heating capacity (kW)						Power consumption (W)			Std. Current (A) @ 230 V
			Room heating capacity			Total capacity			Min.	Std.	Max.	
			A	B	C	Min.	Std.	Max.				
2 Rooms	35 + 50	F	3.83	5.47	-	1.5	9.3	9.4	350	2650	3120	11.8
	35 + 60	F	3.43	5.87	-	1.5	9.3	9.4	350	2650	3120	11.8
	35 + 71	E1	3.07	6.23	-	1.5	9.3	9.4	350	2650	3120	11.8
	50 + 50	E1	4.65	4.65	-	1.5	9.3	9.4	350	2650	3120	11.8
	50 + 60	E1	4.23	5.07	-	1.5	9.3	9.4	350	2650	3120	11.8
	50 + 71	E1	3.84	5.46	-	1.5	9.3	9.4	350	2650	3120	11.8
	60 + 60	E1	4.65	4.65	-	1.5	9.3	9.4	350	2650	3120	11.8
	60 + 71	E1	4.26	5.04	-	1.5	9.3	9.4	350	2650	3120	11.8
3 Rooms	35 + 35 + 35	E2	3.10	3.10	3.10	1.6	9.3	9.5	370	2600	3120	11.5
	35 + 35 + 50	E2	2.71	2.71	3.88	1.6	9.3	9.5	370	2600	3120	11.5
	35 + 35 + 60	E2 / E1	2.50	2.50	4.29	1.6	9.3	9.5	370	2600	3120	11.5
	35 + 50 + 50	E2 / E1	2.41	3.44	3.44	1.6	9.3	9.5	370	2600	3120	11.5

Notes

The data are measured under the following conditions(ISO-T1, H1). Cooling: Indoor temp. of 27°CDB, 19°CWB, and outdoor temp. of 35°CDB. Heating: Indoor temp. of 20°CDB, and outdoor temp. of 7°CDB, 6°CWB.

Before quoting / installing to the customer take necessary guidelines from HO - Technical Team for the feasibility of IDU combination with ODU

*** Customers need to seek guidance from the Authorized Dealer / Expert for the AC unit capacity selection before ordering any AC unit. Customers need to check the site conditions like - Terrace / Wall / Glass windows exposed to direct sunlight, of the area to be Air- conditioned & room temperature requirement & outdoor temperature conditions. Company will not be responsible if there will be cooling issues due to improper selection of capacity of the AC units.

MULTI SPLIT SYSTEM - OUTDOOR UNIT - SCM100ZS-W COMBINATIONS WITH INDOOR UNITS

SCM100ZS-W - OUTDOOR UNIT COMBINATION WITH INDOOR UNITS

F *Full Capacity possible for all the Indoor Units operating simultaneously*

E1 *Either of 1no. of Indoor Unit operating possible at full capacity*

E2 *Either of 2 no.s of Indoor Units operating possible at full capacity provided that total capacity count of these 2no.s Indoor Unit should be less than the capacity of indoor units total count permissible mentioned below*

E3 *Either of 3 no.s of Indoor Units operating possible at full capacity provided that total capacity count of these 3no.s Indoor Unit should be less than the capacity of indoor units total count permissible mentioned below*

E4 *Either of 4 no.s of Indoor Units operating possible at full capacity provided that total capacity count of these 4no.s Indoor Unit should be less than the capacity of indoor units total count permissible mentioned below*

SCM100ZS-W = Capacity of indoor units total count permissible upto = 115

Table of Indoor unit combination with all the type of indoor units Hi-Wall / Ductable / Cassette / Ceiling Suspended

No.s of Room	Indoor Unit Combination	Operating Possible	Cooling capacity (kW)							Power consumption (W)			Std. Current (A) @ 230 V
			Room heating capacity				Total capacity						
			A	B	C	D	Min.	Std.	Max.	Min.	Std.	Max.	
2 Rooms	35 + 60	F	3.50	6.00	-	-	1.9	9.5	10.2	495	3080	3570	13.7
	35 + 71	F	3.30	6.70	-	-	1.9	10.0	10.3	495	3450	3650	15.3
	35 + 80	F	3.04	6.96	-	-	1.9	10.0	10.3	495	3450	3650	15.3
	50 + 50	F	5.00	5.00	-	-	1.9	10.0	10.3	495	3450	3650	15.3
	50 + 60	F	4.55	5.45	-	-	1.9	10.0	10.3	495	3450	3650	15.3
	50 + 71	E1	4.13	5.87	-	-	1.9	10.0	10.3	495	3450	3650	15.3
	50 + 80	E1	3.85	6.15	-	-	1.9	10.0	10.3	495	3450	3650	15.3
	60 + 60	E1	5.00	5.00	-	-	1.9	10.0	10.3	495	3450	3650	15.3
	60 + 71	E1	4.58	5.42	-	-	1.9	10.0	10.3	495	3450	3650	15.3
	60 + 80	E1	4.29	5.71	-	-	1.9	10.0	10.3	495	3450	3650	15.3
	71 + 71	E1	5.00	5.00	-	-	1.9	10.0	10.3	495	3450	3650	15.3
	71 + 80	E1	4.70	5.30	-	-	1.9	10.0	10.3	495	3450	3650	15.3
	80 + 80	E1	5.00	5.00	-	-	1.9	10.0	10.3	495	3450	3650	15.3
3 Rooms	35 + 35 + 35	F	3.33	3.33	3.33	-	2.1	10.0	10.7	490	3230	3650	14.3
	35 + 35 + 50	E2	2.92	2.92	4.17	-	2.1	10.0	10.7	490	3230	3650	14.3
	35 + 35 + 60	E2	2.69	2.69	4.62	-	2.1	10.0	10.7	490	3230	3650	14.3
	35 + 35 + 71	E2	2.48	2.48	5.04	-	2.1	10.0	10.7	490	3230	3650	14.3
	35 + 35 + 80	E2	2.33	2.33	5.33	-	2.1	10.0	10.7	490	3230	3650	14.3
	35 + 50 + 50	E2	2.59	3.70	3.70	-	2.1	10.0	10.7	490	3230	3650	14.3
	35 + 50 + 60	E2	2.41	3.45	4.14	-	2.1	10.0	10.7	490	3230	3650	14.3
	35 + 50 + 71	E2	2.24	3.21	4.55	-	2.1	10.0	10.7	490	3230	3650	14.3
	35 + 60 + 60	E2	2.26	3.87	3.87	-	2.1	10.0	10.7	490	3230	3650	14.3
	50 + 50 + 50	E2	3.33	3.33	3.33	-	2.1	10.0	10.7	490	3230	3650	14.3
	50 + 50 + 60	E2	3.13	3.13	3.75	-	2.1	10.0	10.7	490	3230	3650	14.3
4 Rooms	35 + 35 + 35 + 35	E3	2.50	2.50	2.50	2.50	2.3	10.0	11.1	485	2950	3650	13.1
	35 + 35 + 35 + 50	E3 / E2	2.26	2.26	2.26	3.23	2.3	10.0	11.1	485	2950	3650	13.1

*** Customers need to seek guidance from the Authorized Dealer / Expert for the AC unit capacity selection before ordering any AC unit. Customers need to check the site conditions like - Terrace / Wall / Glass windows exposed to direct sunlight, of the area to be Air- conditioned & room temperature requirement & outdoor temperature conditions. Company will not be responsible if there will be cooling issues due to improper selection of capacity of the AC units.

SCM 100 ZS - W R32

No.s of Room	Indoor Unit Combination	Operating Possible	Heating capacity (kW)							Power consumption (W)			Std. Current (A) @ 230 V
			Room heating capacity				Total capacity			Min.	Std.	Max.	
			A	B	C	D	Min.	Std.	Max.				
2 Rooms	35 + 60	F	3.87	6.63	-	-	1.2	10.5	11.2	460	2620	2900	11.5
	35 + 71	F	3.47	7.03	-	-	1.2	10.5	11.2	460	2620	2900	11.5
	35 + 80	F	3.20	7.30	-	-	1.2	10.5	11.2	460	2620	2900	11.5
	50 + 50	F	5.25	5.25	-	-	1.2	10.5	11.2	460	2620	2900	11.5
	50 + 60	F	4.77	5.73	-	-	1.2	10.5	11.2	460	2620	2900	11.5
	50 + 71	E1	4.34	6.16	-	-	1.2	10.5	11.2	460	2620	2900	11.5
	50 + 80	E1	4.04	6.46	-	-	1.2	10.5	11.2	460	2620	2900	11.5
	60 + 60	E1	5.25	5.25	-	-	1.2	10.5	11.2	460	2620	2900	11.5
	60 + 71	E1	4.81	5.69	-	-	1.2	10.5	11.2	460	2620	2900	11.5
	60 + 80	E1	4.50	6.00	-	-	1.2	10.5	11.2	460	2620	2900	11.5
	71 + 71	E1	5.25	5.25	-	-	1.2	10.5	11.2	460	2620	2900	11.5
	71 + 80	E1	4.94	5.56	-	-	1.2	10.5	11.2	460	2620	2900	11.5
	80 + 80	E1	5.25	5.25	-	-	1.2	10.5	11.2	460	2620	2900	11.5
3 room	35 + 35 + 35	E2	3.50	3.50	3.50	-	1.4	10.5	11.3	430	2540	2900	11.2
	35 + 35 + 50	E2	3.06	3.06	4.38	-	1.4	10.5	11.3	430	2540	2900	11.2
	35 + 35 + 60	E2	2.83	2.83	4.85	-	1.4	10.5	11.3	430	2540	2900	11.2
	35 + 35 + 71	E2	2.61	2.61	5.29	-	1.4	10.5	11.3	430	2540	2900	11.2
	35 + 35 + 80	E2	2.45	2.45	5.60	-	1.4	10.5	11.3	430	2540	2900	11.2
	35 + 50 + 50	E2	2.72	3.89	3.89	-	1.4	10.5	11.3	430	2540	2900	11.2
	35 + 50 + 60	E2	2.53	3.62	4.34	-	1.4	10.5	11.3	430	2540	2900	11.2
	35 + 50 + 71	E2	2.36	3.37	4.78	-	1.4	10.5	11.3	430	2540	2900	11.2
	35 + 60 + 60	E2	2.37	4.06	4.06	-	1.4	10.5	11.3	430	2540	2900	11.2
	50 + 50 + 50	E2	3.50	3.50	3.50	-	1.4	10.5	11.3	430	2540	2900	11.2
	50 + 50 + 60	E2	3.28	3.28	3.94	-	1.4	10.5	11.3	430	2540	2900	11.2
4 Rooms	35 + 35 + 35 + 35	E3	2.63	2.63	2.63	2.63	1.6	10.5	11.4	400	2460	2900	10.8
	35 + 35 + 35 + 50	E3 / E2	2.37	2.37	2.37	3.39	1.6	10.5	11.4	400	2460	2900	10.8

Notes

The data are measured under the following conditions(ISO-T1, H1). Cooling: Indoor temp. of 27˚CDB, 19˚CWB, and outdoor temp. of 35˚CDB. Heating: Indoor temp. of 20˚CDB, and outdoor temp. of 7˚CDB, 6˚CWB.

Before quoting / installing to the customer take necessary guidelines from HO - Technical Team for the feasibility of IDU combination with ODU

*** Customers need to seek guidance from the Authorized Dealer / Expert for the AC unit capacity selection before ordering any AC unit. Customers need to check the site conditions like - Terrace / Wall / Glass windows exposed to direct sunlight, of the area to be Air- conditioned & room temperature requirement & outdoor temperature conditions. Company will not be responsible if there will be cooling issues due to improper selection of capacity of the AC units.

SCM125ZM- S - OUTDOOR UNIT COMBINATION WITH INDOOR UNITS

F *Full Capacity possible for all the Indoor Units operating simultaneously*

E1 *Either of 1no. of Indoor Unit operating possible at full capacity*

E2 *Either of 2 no.s of Indoor Units operating possible at full capacity provided that total capacity count of these 2no.s Indoor Unit should be less than the capacity of indoor units total count permissible mentioned below*

E3 *Either of 3 no.s of Indoor Units operating possible at full capacity provided that total capacity count of these 3no.s Indoor Unit should be less than the capacity of indoor units total count permissible mentioned below*

E4 *Either of 4 no.s of Indoor Units operating possible at full capacity provided that total capacity count of these 4no.s Indoor Unit should be less than the capacity of indoor units total count permissible mentioned below*

SCM125ZM - S = Capacity of indoor units total count permissible upto = 140

Table of Indoor unit combination only with SRK-ZSX type

No.s of Room	Indoor Unit Combination	Operating Possible	Cooling capacity (kW)								Power consumption (W)			Std. Current (A) @ 230 V
			Room heating capacity					Total capacity						
			A	B	C	D	E	Min.	Std.	Max.	Min.	Std.	Max.	
2 Rooms	50+60	F	5.00	6.00	-	-	-	3.0	11.0	12.5	740	3685	4520	16.2
	60+60	F	6.00	6.00	-	-	-	3.0	12.0	12.5	740	4200	4520	18.4
3 Rooms	35+35+35	F	3.50	3.50	3.50	-	-	3.7	10.5	11.7	880	3590	4180	15.8
	35+35+50	F	3.50	3.50	5.00	-	-	3.7	12.0	12.8	880	4230	4800	18.6
	35+35+60	F	3.37	3.37	5.77	-	-	3.7	12.5	12.8	880	4450	4800	19.5
	35+50+50	F	3.24	4.63	4.63	-	-	3.7	12.5	12.8	880	4450	4800	19.5
	35+50+60	E2	3.02	4.31	5.17	-	-	3.7	12.5	12.8	880	4450	4800	19.3
	35+60+60	E2	2.82	4.84	4.84	-	-	3.7	12.5	12.8	880	4450	4800	19.3
	50+50+50	E2	4.17	4.17	4.17	-	-	3.7	12.5	12.8	880	4440	4800	19.5
	50+50+60	E2	3.91	3.91	4.69	-	-	3.7	12.5	12.8	880	4440	4800	19.5
	50+60+60	E2	3.68	4.41	4.41	-	-	3.7	12.5	12.8	880	4430	4800	19.5
	60+60+60	E2	4.17	4.17	4.17	-	-	3.7	12.5	12.8	880	4430	4800	19.5
4 Rooms	35+35+35+35	F	3.13	3.13	3.13	3.13	-	4.4	12.5	13.0	1100	4590	4800	20.0
	35+35+35+50	E3	2.82	2.82	2.82	4.03	-	4.4	12.5	13.0	1100	4580	4800	19.9
	35+35+35+60	E3	2.65	2.65	2.65	4.55	-	4.4	12.5	13.0	1100	4580	4800	19.9
	35+35+50+50	E3	2.57	2.57	3.68	3.68	-	4.4	12.5	13.0	1100	4580	4800	19.9
	35+35+50+60	E3 / E2	2.43	2.43	3.47	4.17	-	4.4	12.5	13.0	1100	4570	4800	19.9
	35+35+60+60	E3 / E2	2.30	2.30	3.95	3.95	-	4.4	12.5	13.0	1100	4560	4800	19.8
	35+50+50+50	E3 / E2	2.36	3.38	3.38	3.38	-	4.4	12.5	13.0	1100	4570	4800	19.9
	35+50+50+60	E3 / E2	2.24	3.21	3.21	3.85	-	4.4	12.5	13.0	1100	4560	4800	19.8
5 Rooms	35+35+35+35+35	E4	2.50	2.50	2.50	2.50	2.50	5.1	12.5	13.5	1210	4280	4800	18.6
	35+35+35+35+50	E4 / E3	2.30	2.30	2.30	2.30	3.29	5.1	12.5	13.5	1210	4270	4800	18.6

No.s of Room	Indoor Unit Combination	Operating Possible	Heating capacity (kW)								Power consumption (W)			Std. Current (A) @ 230 V
			Room heating capacity					Total capacity						
			A	B	C	D	E	Min.	Std.	Max.	Min.	Std.	Max.	
2 Rooms	50+60	F	5.73	6.87	-	-	-	2.1	12.6	14.0	750	4010	5230	17.6
	60+60	F	6.75	6.75	-	-	-	2.1	13.5	14.0	750	4450	5230	19.5
3 Rooms	35+35+35	F	4.50	4.50	4.50	-	-	3.2	13.5	14.0	780	4060	4350	17.8
	35+35+50	F	3.94	3.94	5.63	-	-	3.2	13.5	14.0	780	4060	4350	17.8
	35+35+60	F	3.63	3.63	6.23	-	-	3.2	13.5	14.0	780	4050	4350	17.8
	35+50+50	F	3.50	5.00	5.00	-	-	3.2	13.5	14.0	780	4050	4350	17.8
	35+50+60	E2	3.26	4.66	5.59	-	-	3.2	13.5	14.0	780	4050	4350	17.8
	35+60+60	E2	3.05	5.23	5.23	-	-	3.2	13.5	14.0	780	4050	4350	17.8

3 Rooms	50+50+50	E2	4.50	4.50	4.50	-	-	3.2	13.5	14.0	780	4040	4350	17.7
	50+50+60	E2	4.22	4.22	5.06	-	-	3.2	13.5	14.0	780	4040	4350	17.7
	50+60+60	E2	3.97	4.76	4.76	-	-	3.2	13.5	14.0	780	4040	4350	17.7
	60+60+60	E2	4.50	4.50	4.50	-	-	3.2	13.5	14.0	780	4030	4350	17.7
4 Rooms	35+35+35+35	F	3.38	3.38	3.38	3.38	-	3.6	13.5	14.0	950	3670	3920	16.0
	35+35+35+50	E3	3.05	3.05	3.05	4.35	-	3.6	13.5	14.0	950	3670	3920	16.0
	35+35+35+60	E3	2.86	2.86	2.86	4.91	-	3.6	13.5	14.0	950	3660	3920	15.9
	35+35+50+50	E3	2.78	2.78	3.97	3.97	-	3.6	13.5	14.0	950	3660	3920	15.9
	35+35+50+60	E3 / E2	2.63	2.63	3.75	4.50	-	3.6	13.5	14.0	950	3660	3920	15.9
	35+35+60+60	E3 / E2	2.49	2.49	4.26	4.26	-	3.6	13.5	14.0	950	3650	3920	15.9
	35+50+50+50	E3 / E2	2.55	3.65	3.65	3.65	-	3.6	13.5	14.0	950	3650	3920	15.9
	35+50+50+60	E3 / E2	2.42	3.46	3.46	4.15	-	3.6	13.5	14.0	950	3650	3920	15.9
5 Rooms	35+35+35+35+35	E4	2.70	2.70	2.70	2.70	2.70	4.0	13.5	14.0	1050	3340	3470	14.5
	35+35+35+35+50	E4 / E3	2.49	2.49	2.49	2.49	3.55	4.0	13.5	14.0	1050	3320	3470	14.4

Table of Indoor unit combination with all the type of indoor unitsHi-Wall / Ductable / Cassette / Ceiling Suspended - all except SKMZSP-W

No.s of Room	Indoor Unit Combination	Operating Possible	Cooling capacity (kW)								Power consumption (W)			Std. Current (A) @ 230 V
			Room heating capacity					Total capacity			Min.	Std.	Max.	
			A	B	C	D	E	Min.	Std.	Max.				
2 Rooms	50+71	F	4.96	7.04	-	-	-	3.0	12.0	12.0	740	4410	4410	19.2
	60+60	F	6.00	6.00	-	-	-	3.0	12.0	12.0	740	4410	4410	19.4
	60+71	F	5.73	6.77	-	-	-	3.0	12.5	12.5	740	4710	4710	20.5
	71+71	F	6.25	6.25	-	-	-	3.0	12.5	12.5	740	4710	4710	20.3
3 Rooms	35+35+50	F	3.50	3.50	5.00	-	-	3.7	12.0	12.6	880	4440	4800	19.5
	35+35+60	F	3.37	3.37	5.77	-	-	3.7	12.5	12.6	880	4670	4800	20.5
	35+35+71	F	3.10	3.10	6.29	-	-	3.7	12.5	12.6	880	4660	4800	20.3
	35+50+50	F	3.24	4.63	4.63	-	-	3.7	12.5	12.6	880	4670	4800	20.5
	35+50+60	E2	3.02	4.31	5.17	-	-	3.7	12.5	12.6	880	4660	4800	20.5
	35+50+71	E2	2.80	4.01	5.69	-	-	3.7	12.5	12.6	880	4660	4800	20.5
	35+60+60	E2	2.82	4.84	4.84	-	-	3.7	12.5	12.6	880	4660	4800	20.5
	35+60+71	E2	2.64	4.52	5.35	-	-	3.7	12.5	12.6	880	4660	4800	20.5
	35+71+71	E2	2.47	5.01	5.01	-	-	3.7	12.5	12.6	880	4650	4800	20.4
	50+50+50	E2	4.17	4.17	4.17	-	-	3.7	12.5	12.6	880	4660	4800	20.5
	50+50+60	E2	3.91	3.91	4.69	-	-	3.7	12.5	12.6	880	4660	4800	20.5
	50+50+71	E2	3.65	3.65	5.19	-	-	3.7	12.5	12.6	880	4650	4800	20.4
	50+60+60	E2	3.68	4.41	4.41	-	-	3.7	12.5	12.6	880	4650	4800	20.4
	50+60+71	E2	3.45	4.14	4.90	-	-	3.7	12.5	12.6	880	4650	4800	20.4
	60+60+60	E2	4.17	4.17	4.17	-	-	3.7	12.5	12.6	880	4650	4800	20.4
	60+60+71	E2	3.93	3.93	4.65	-	-	3.7	12.5	12.6	880	4650	4800	20.4
4 Rooms	35+35+35+35	F	3.13	3.13	3.13	3.13	-	4.4	12.5	12.8	1100	4730	4800	20.6
	35+35+35+50	E3	2.82	2.82	2.82	4.03	-	4.4	12.5	12.8	1100	4720	4800	20.5
	35+35+35+60	E3	2.65	2.65	2.65	4.55	-	4.4	12.5	12.8	1100	4720	4800	20.5
	35+35+35+71	E3	2.49	2.49	2.49	5.04	-	4.4	12.5	12.8	1100	4710	4800	20.5
	35+35+50+50	E3	2.57	2.57	3.68	3.68	-	4.4	12.5	12.8	1100	4720	4800	20.5
	35+35+50+60	E3	2.43	2.43	3.47	4.17	-	4.4	12.5	12.8	1100	4710	4800	20.5
	35+35+50+71	E3	2.29	2.29	3.27	4.65	-	4.4	12.5	12.8	1100	4700	4800	20.5
	35+35+60+60	E3 / E2	2.30	2.30	3.95	3.95	-	4.4	12.5	12.8	1100	4700	4800	20.5
	35+50+50+50	E3 / E2	2.36	3.38	3.38	3.38	-	4.4	12.5	12.8	1100	4710	4800	20.5
	35+50+50+60	E3 / E2	2.24	3.21	3.21	3.85	-	4.4	12.5	12.8	1100	4700	4800	20.5
5 Rooms	35+35+35+35+35	E4	2.50	2.50	2.50	2.50	2.50	5.1	12.5	13.3	1210	4390	4800	19.1
	35+35+35+35+50	E4 / E3	2.30	2.30	2.30	2.30	3.29	5.1	12.5	13.3	1210	4380	4800	19.1

Table of indoor units combination with all type of indoor unit - Hi - Wall / Ductable / Cassette / Ceiling Suspended all except SKMZSP-W

No.s of Room	Indoor Unit Combination	Operating Possible	Heating capacity (kW)								Power consumption (W)			Std. Current (A) @ 230 V
			Room heating capacity					Total capacity			Min.	Std.	Max.	
			A	B	C	D	E	Min.	Std.	Max.				
2 Rooms	50+71	F	5.58	7.92				2.1	13.5	13.8	750	4540	5230	19.9
	60+60	F	6.75	6.75	-	-	-	2.1	13.5	13.8	750	4540	5230	19.9
	60+71	F	6.18	7.32	-	-	-	2.1	13.5	13.8	750	4540	5230	19.9
	71+71	F	6.75	6.75	-	-	-	2.1	13.5	13.8	750	4530	5230	19.9
3 Rooms	35+35+50	F	3.94	3.94	5.63	-	-	3.2	13.5	13.8	780	4140	4350	18.2
	35+35+60	F	3.63	3.63	6.23	-	-	3.2	13.5	13.8	780	4130	4350	18.1
	35+35+71	F	3.35	3.35	6.80	-	-	3.2	13.5	13.8	780	4130	4350	18.1
	35+50+50	F	3.50	5.00	5.00	-	-	3.2	13.5	13.8	780	4130	4350	18.1
	35+50+60	E2	3.26	4.66	5.59	-	-	3.2	13.5	13.8	780	4130	4350	18.1
	35+50+71	E2	3.03	4.33	6.14	-	-	3.2	13.5	13.8	780	4120	4350	18.1
	35+60+60	E2	3.05	5.23	5.23	-	-	3.2	13.5	13.8	780	4120	4350	18.1
	35+60+71	E2	2.85	4.88	5.77	-	-	3.2	13.5	13.8	780	4120	4350	18.1
	35+71+71	E2	2.67	5.42	5.42	-	-	3.2	13.5	13.8	780	4120	4350	18.1
	50+50+50	E2	4.50	4.50	4.50	-	-	3.2	13.5	13.8	780	4120	4350	18.1
	50+50+60	E2	4.22	4.22	5.06	-	-	3.2	13.5	13.8	780	4120	4350	18.1
	50+50+71	E2	3.95	3.95	5.61	-	-	3.2	13.5	13.8	780	4120	4350	18.1
	50+60+60	E2	3.97	4.76	4.76	-	-	3.2	13.5	13.8	780	4120	4350	18.1
	50+60+71	E2	3.73	4.48	5.30	-	-	3.2	13.5	13.8	780	4110	4350	18.1
	60+60+60	E2	4.50	4.50	4.50	-	-	3.2	13.5	13.8	780	4110	4350	18.1
	60+60+71	E2	4.24	4.24	5.02	-	-	3.2	13.5	13.8	780	4110	4350	18.1
4 Rooms	35+35+35+35	F	3.38	3.38	3.38	3.38	-	3.6	13.5	13.8	950	3740	3920	16.3
	35+35+35+50	E3	3.05	3.05	3.05	4.35	-	3.6	13.5	13.8	950	3740	3920	16.3
	35+35+35+60	E3	2.86	2.86	2.86	4.91	-	3.6	13.5	13.8	950	3730	3920	16.2
	35+35+35+71	E3	2.68	2.68	2.68	5.45	-	3.6	13.5	13.8	950	3730	3920	16.2
	35+35+50+50	E3	2.78	2.78	3.97	3.97	-	3.6	13.5	13.8	950	3730	3920	16.2
	35+35+50+60	E3 / E2	2.63	2.63	3.75	4.50	-	3.6	13.5	13.8	950	3730	3920	16.2
	35+35+50+71	E3 / E2	2.47	2.47	3.53	5.02	-	3.6	13.5	13.8	950	3720	3920	16.2
	35+35+60+60	E3 / E2	2.49	2.49	4.26	4.26	-	3.6	13.5	13.8	950	3720	3920	16.2
	35+50+50+50	E3 / E2	2.55	3.65	3.65	3.65	-	3.6	13.5	13.8	950	3720	3920	16.2
	35+50+50+60	E3 / E2	2.42	3.46	3.46	4.15	-	3.6	13.5	13.8	950	3720	3920	16.2
5 Rooms	35+35+35+35+35	E4	2.70	2.70	2.70	2.70	2.70	4.0	13.5	13.8	1050	3410	3470	14.8
	35+35+35+35+50	E4 / E3	2.49	2.49	2.49	2.49	3.55	4.0	13.5	13.8	1050	3390	3470	14.8

Notes

The data are measured under the following conditions(ISO-T1, H1). Cooling: Indoor temp. of 27˚CDB, 19˚CWB, and outdoor temp. of 35˚CDB. Heating: Indoor temp. of 20˚CDB, and outdoor temp. of 7˚CDB, 6˚CWB.

Before quoting / installing to the customer take necessary guidelines from HO - Technical Team for the feasibility of IDU combination with ODU

*** Customers need to seek guidance from the Authorized Dealer / Expert for the AC unit capacity selection before ordering any AC unit. Customers need to check the site conditions like - Terrace / Wall / Glass windows exposed to direct sunlight, of the area to be Air- conditioned & room temperature requirement & outdoor temperature conditions. Company will not be responsible if there will be cooling issues due to improper selection of capacity of the AC units.

Genuine Spares & Service Center

Indoor Motor

PCB

Compressor

Outdoor PCB

Indoor Blower

Outdoor Motor / Swing Motor

Expansion Valve

CUSTOMER CARE TOLL FREE No.
1800 102 0055

Our Motto
"Customer Satisfaction Index No.-1"

MITSUBISHI HEAVY INDUSTRIES
AIR CONDITIONERS
HEAVY DUTY

Towards A Better Future Together

PRECAUTIONS

Always get the Mitsubishi Heavy Ind. Airconditoners installed by Authorized Mitsubishi Heavy Ind. Sales & Service Channel Partners only. Do not try to install the AC either by yourself or any unauthorized dealer. Improper installation can result into non performance, low cooling, refrigerant leakage, electrical shocks. Warranty of the product shall be null & void, if not installed by an authorized Mitsubishi Heavy Ind. Sales & Service Channel Partner. In no case it will be company's responsibility if the AC unit is installed by an unauthorized dealer, is unable to perform.
Warranty of the AC unit component shall be null & void if non specified/non genuine spares are used or repaired by an unauthorized dealer.
Because of our policy of continuous improvement, we reserve the right to make changes in all specifications without notice. In case of any adverse area to be conditioned, if it is not verified by the company/dealer engineer and selection of the AC unit is made by the customer based on the specifications without taking any prior advice, then company will not be responsible for any variance in the performance of the AC unit installed.

Mitsubishi Heavy Industries- Mahajak Air Conditioners Co.Ltd. Lat krabang Industries Estate, Phase 3, 200 Moo 4, Chalongkrung Road, Lamplatiew, Lat krabang, Bangkok Thailand 10520

Sales, Service & Marketing Headquarter (India)

IAPL GROUP

IAPL House, 2/8, West Patel Nagar
Near Patel Nagar Metro Station- New Delhi- 110008 (INDIA)
Tel.: 011-47230000-99, Toll Free No.: 1800 102 0055
Email: info@iaplgroup.com, Website: www.iaplgroup.com

MITSUBISHI HEAVY INDUSTRIES THERMAL SYSTEMS, LTD.
(Wholly-owned subsidiary of MITSUBISHI HEAVY INDUSTRIES, LTD.)

JAPAN

Our factories are ISO9001 and ISO14001 certified.

Certified ISO 9001 Certified ISO 14001

SCM80ZS-W - OUTDOOR UNIT COMBINATION WITH INDOOR UNITS

F *Full Capacity possible for all the Indoor Units operating simultaneously*

E1 *Either of 1no. of Indoor Unit operating possible at full capacity*

E2 *Either of 2 no.s of Indoor Units operating possible at full capacity provided that total capacity count of these 2no.s Indoor Unit should be less than the capacity of indoor units total count permissible mentioned below*

E3 *Either of 3 no.s of Indoor Units operating possible at full capacity provided that total capacity count of these 3no.s Indoor Unit should be less than the capacity of indoor units total count permissible mentioned below*

E4 *Either of 4 no.s of Indoor Units operating possible at full capacity provided that total capacity count of these 4no.s Indoor Unit should be less than the capacity of indoor units total count permissible mentioned below*

SCM80ZS-W = Capacity of indoor units total count permissible upto = 92

Table of Indoor unit combination only with SRK-ZSX type

No.s of Room	Indoor Unit Combination	Operating Possible	Cooling capacity (kW)						Power consumption (W)			Std. Current (A) @ 230 V
			Room cooling capacity			Total capacity			Min.	Std.	Max.	
			A	B	C	Min.	Std.	Max.				
2 Rooms	35 + 50	F	3.29	4.71	-	3.0	8.0	8.5	550	2420	2830	10.6
	35 + 60	F	2.95	5.05	-	3.0	8.0	8.5	550	2420	2830	10.6
	50 + 50	E1	4.00	4.00	-	3.0	8.0	8.5	550	2420	2830	10.6
	50 + 60	E1	3.64	4.36	-	3.0	8.0	8.5	550	2420	2830	10.6
	60 + 60	E1	4.00	4.00	-	3.0	8.0	8.5	550	2420	2830	10.6
3 Rooms	35 + 35 + 35	E2	2.67	2.67	2.67	3.7	8.0	8.8	670	1910	2830	8.4
	35 + 35 + 50	E2	2.33	2.33	3.33	3.7	8.0	8.8	670	1910	2830	8.4
	35 + 35 + 60	E2 / E1	2.15	2.15	3.69	3.7	8.0	8.8	670	1910	2830	8.4
	35 + 50 + 50	E2 / E1	2.07	2.96	2.96	3.7	8.0	8.8	670	1910	2830	8.4

No.s of Room	Indoor Unit Combination	Operating Possible	Heating capacity (kW)						Power consumption (W)			Std. Current (A) @ 230 V
			Room heating capacity			Total capacity			Min.	Std.	Max.	
			A	B	C	Min.	Std.	Max				
2 Rooms	35 + 50	F	3.83	5.47	-	1.5	9.3	9.5	350	2300	3120	10.2
	35 + 60	F	3.43	5.87	-	1.5	9.3	9.5	350	2300	3120	10.2
	50 + 50	E1	4.65	4.65	-	1.5	9.3	9.5	350	2300	3120	10.2
	50 + 60	E1	4.23	5.07	-	1.5	9.3	9.5	350	2300	3120	10.2
	60 + 60	E1	4.65	4.65	-	1.5	9.3	9.5	350	2300	3120	10.2
3 Rooms	35 + 35 + 35	E2	3.10	3.10	3.10	1.6	9.3	9.6	370	2250	3120	10.0
	35 + 35 + 50	E2	2.71	2.71	3.88	1.6	9.3	9.6	370	2250	3120	10.0
	35 + 35 + 60	E2	2.50	2.50	4.29	1.6	9.3	9.6	370	2250	3120	10.0
	35 + 50 + 50	E2	2.41	3.44	3.44	1.6	9.3	9.6	370	2250	3120	10.0

*** Customers need to seek guidance from the Authorized Dealer / Expert for the AC unit capacity selection before ordering any AC unit. Customers need to check the site conditions like - Terrace / Wall / Glass windows exposed to direct sunlight, of the area to be Air- conditioned & room temperature requirement & outdoor temperature conditions. Company will not be responsible if there will be cooling issues due to improper selection of capacity of the AC units.

Table of Indoor unit combination with all the type of indoor units Hi-Wall / Ductable / Cassette / Ceiling Suspended

No.s of Room	Indoor Unit Combination	Operating Possible	Cooling capacity (kW)						Power consumption (W)			Std. Current (A) @ 230 V
			Room cooling capacity			Total capacity			Min.	Std.	Max.	
			A	B	C	Min.	Std.	Max.				
2 Rooms	35 + 50	F	3.29	4.71	-	3.0	8.0	8.3	550	2720	2830	11.9
	35 + 60	F	2.95	5.05	-	3.0	8.0	8.3	550	2720	2830	11.9
	35 + 71	E1	2.64	5.36	-	3.0	8.0	8.3	550	2720	2830	11.9
	50 + 50	E1	4.00	4.00	-	3.0	8.0	8.3	550	2720	2830	11.9
	50 + 60	E1	3.64	4.36	-	3.0	8.0	8.3	550	2720	2830	11.9
	50 + 71	E1	3.31	4.69	-	3.0	8.0	8.3	550	2720	2830	11.9
	60 + 60	E1	4.00	4.00	-	3.0	8.0	8.3	550	2720	2830	11.9
	60 + 71	E1	3.66	4.34	-	3.0	8.0	8.3	550	2720	2830	11.9
3 Rooms	35 + 35 + 35	E2	2.67	2.67	2.67	3.7	8.0	8.5	670	2290	2830	10.1
	35 + 35 + 50	E2	2.33	2.33	3.33	3.7	8.0	8.5	670	2290	2830	10.1
	35 + 35 + 60	E2 / E1	2.15	2.15	3.69	3.7	8.0	8.5	670	2290	2830	10.1
	35 + 50 + 50	E2 / E1	2.07	2.96	2.96	3.7	8.0	8.5	670	2290	2830	10.1

No.s of Room	Indoor Unit Combination	Operating Possible	Heating capacity (kW)						Power consumption (W)			Std. Current (A) @ 230 V
			Room heating capacity			Total capacity			Min.	Std.	Max.	
			A	B	C	Min.	Std.	Max.				
2 Rooms	35 + 50	F	3.83	5.47	-	1.5	9.3	9.4	350	2650	3120	11.8
	35 + 60	F	3.43	5.87	-	1.5	9.3	9.4	350	2650	3120	11.8
	35 + 71	E1	3.07	6.23	-	1.5	9.3	9.4	350	2650	3120	11.8
	50 + 50	E1	4.65	4.65	-	1.5	9.3	9.4	350	2650	3120	11.8
	50 + 60	E1	4.23	5.07	-	1.5	9.3	9.4	350	2650	3120	11.8
	50 + 71	E1	3.84	5.46	-	1.5	9.3	9.4	350	2650	3120	11.8
	60 + 60	E1	4.65	4.65	-	1.5	9.3	9.4	350	2650	3120	11.8
	60 + 71	E1	4.26	5.04	-	1.5	9.3	9.4	350	2650	3120	11.8
3 Rooms	35 + 35 + 35	E2	3.10	3.10	3.10	1.6	9.3	9.5	370	2600	3120	11.5
	35 + 35 + 50	E2	2.71	2.71	3.88	1.6	9.3	9.5	370	2600	3120	11.5
	35 + 35 + 60	E2 / E1	2.50	2.50	4.29	1.6	9.3	9.5	370	2600	3120	11.5
	35 + 50 + 50	E2 / E1	2.41	3.44	3.44	1.6	9.3	9.5	370	2600	3120	11.5

Notes

The data are measured under the following conditions(ISO-T1, H1). Cooling: Indoor temp. of 27°CDB, 19°CWB, and outdoor temp. of 35°CDB. Heating: Indoor temp. of 20°CDB, and outdoor temp. of 7°CDB, 6°CWB.

Before quoting / installing to the customer take necessary guidelines from HO - Technical Team for the feasibility of IDU combination with ODU

*** Customers need to seek guidance from the Authorized Dealer / Expert for the AC unit capacity selection before ordering any AC unit. Customers need to check the site conditions like - Terrace / Wall / Glass windows exposed to direct sunlight, of the area to be Air- conditioned & room temperature requirement & outdoor temperature conditions. Company will not be responsible if there will be cooling issues due to improper selection of capacity of the AC units.

MULTI SPLIT SYSTEM - OUTDOOR UNIT - SCM100ZS-W COMBINATIONS WITH INDOOR UNITS

SCM100ZS-W - OUTDOOR UNIT COMBINATION WITH INDOOR UNITS

F *Full Capacity possible for all the Indoor Units operating simultaneously*

E1 *Either of 1no. of Indoor Unit operating possible at full capacity*

E2 *Either of 2 no.s of Indoor Units operating possible at full capacity provided that total capacity count of these 2no.s Indoor Unit should be less than the capacity of indoor units total count permissible mentioned below*

E3 *Either of 3 no.s of Indoor Units operating possible at full capacity provided that total capacity count of these 3no.s Indoor Unit should be less than the capacity of indoor units total count permissible mentioned below*

E4 *Either of 4 no.s of Indoor Units operating possible at full capacity provided that total capacity count of these 4no.s Indoor Unit should be less than the capacity of indoor units total count permissible mentioned below*

SCM100ZS-W = Capacity of indoor units total count permissible upto = 115

Table of Indoor unit combination with all the type of indoor units Hi-Wall / Ductable / Cassette / Ceiling Suspended

No.s of Room	Indoor Unit Combination	Operating Possible	Cooling capacity (kW)							Power consumption (W)			Std. Current (A) @ 230 V
			Room heating capacity				Total capacity						
			A	B	C	D	Min.	Std.	Max.	Min.	Std.	Max.	
2 Rooms	35 + 60	F	3.50	6.00	-	-	1.9	9.5	10.2	495	3080	3570	13.7
	35 + 71	F	3.30	6.70	-	-	1.9	10.0	10.3	495	3450	3650	15.3
	35 + 80	F	3.04	6.96	-	-	1.9	10.0	10.3	495	3450	3650	15.3
	50 + 50	F	5.00	5.00	-	-	1.9	10.0	10.3	495	3450	3650	15.3
	50 + 60	F	4.55	5.45	-	-	1.9	10.0	10.3	495	3450	3650	15.3
	50 + 71	E1	4.13	5.87	-	-	1.9	10.0	10.3	495	3450	3650	15.3
	50 + 80	E1	3.85	6.15	-	-	1.9	10.0	10.3	495	3450	3650	15.3
	60 + 60	E1	5.00	5.00	-	-	1.9	10.0	10.3	495	3450	3650	15.3
	60 + 71	E1	4.58	5.42	-	-	1.9	10.0	10.3	495	3450	3650	15.3
	60 + 80	E1	4.29	5.71	-	-	1.9	10.0	10.3	495	3450	3650	15.3
	71 + 71	E1	5.00	5.00	-	-	1.9	10.0	10.3	495	3450	3650	15.3
	71 + 80	E1	4.70	5.30	-	-	1.9	10.0	10.3	495	3450	3650	15.3
	80 + 80	E1	5.00	5.00	-	-	1.9	10.0	10.3	495	3450	3650	15.3
3 Rooms	35 + 35 + 35	F	3.33	3.33	3.33	-	2.1	10.0	10.7	490	3230	3650	14.3
	35 + 35 + 50	E2	2.92	2.92	4.17	-	2.1	10.0	10.7	490	3230	3650	14.3
	35 + 35 + 60	E2	2.69	2.69	4.62	-	2.1	10.0	10.7	490	3230	3650	14.3
	35 + 35 + 71	E2	2.48	2.48	5.04	-	2.1	10.0	10.7	490	3230	3650	14.3
	35 + 35 + 80	E2	2.33	2.33	5.33	-	2.1	10.0	10.7	490	3230	3650	14.3
	35 + 50 + 50	E2	2.59	3.70	3.70	-	2.1	10.0	10.7	490	3230	3650	14.3
	35 + 50 + 60	E2	2.41	3.45	4.14	-	2.1	10.0	10.7	490	3230	3650	14.3
	35 + 50 + 71	E2	2.24	3.21	4.55	-	2.1	10.0	10.7	490	3230	3650	14.3
	35 + 60 + 60	E2	2.26	3.87	3.87	-	2.1	10.0	10.7	490	3230	3650	14.3
	50 + 50 + 50	E2	3.33	3.33	3.33	-	2.1	10.0	10.7	490	3230	3650	14.3
	50 + 50 + 60	E2	3.13	3.13	3.75	-	2.1	10.0	10.7	490	3230	3650	14.3
4 Rooms	35 + 35 + 35 + 35	E3	2.50	2.50	2.50	2.50	2.3	10.0	11.1	485	2950	3650	13.1
	35 + 35 + 35 + 50	E3 / E2	2.26	2.26	2.26	3.23	2.3	10.0	11.1	485	2950	3650	13.1

*** Customers need to seek guidance from the Authorized Dealer / Expert for the AC unit capacity selection before ordering any AC unit. Customers need to check the site conditions like - Terrace / Wall / Glass windows exposed to direct sunlight, of the area to be Air- conditioned & room temperature requirement & outdoor temperature conditions. Company will not be responsible if there will be cooling issues due to improper selection of capacity of the AC units.

SCM 100 ZS - W R32

No.s of Room	Indoor Unit Combination	Operating Possible	Heating capacity (kW)							Power consumption (W)			Std. Current (A) @ 230 V
			Room heating capacity				Total capacity			Min.	Std.	Max.	
			A	B	C	D	Min.	Std.	Max.				
2 Rooms	35 + 60	F	3.87	6.63	-	-	1.2	10.5	11.2	460	2620	2900	11.5
	35 + 71	F	3.47	7.03	-	-	1.2	10.5	11.2	460	2620	2900	11.5
	35 + 80	F	3.20	7.30	-	-	1.2	10.5	11.2	460	2620	2900	11.5
	50 + 50	F	5.25	5.25	-	-	1.2	10.5	11.2	460	2620	2900	11.5
	50 + 60	F	4.77	5.73	-	-	1.2	10.5	11.2	460	2620	2900	11.5
	50 + 71	E1	4.34	6.16	-	-	1.2	10.5	11.2	460	2620	2900	11.5
	50 + 80	E1	4.04	6.46	-	-	1.2	10.5	11.2	460	2620	2900	11.5
	60 + 60	E1	5.25	5.25	-	-	1.2	10.5	11.2	460	2620	2900	11.5
	60 + 71	E1	4.81	5.69	-	-	1.2	10.5	11.2	460	2620	2900	11.5
	60 + 80	E1	4.50	6.00	-	-	1.2	10.5	11.2	460	2620	2900	11.5
	71 + 71	E1	5.25	5.25	-	-	1.2	10.5	11.2	460	2620	2900	11.5
	71 + 80	E1	4.94	5.56	-	-	1.2	10.5	11.2	460	2620	2900	11.5
	80 + 80	E1	5.25	5.25	-	-	1.2	10.5	11.2	460	2620	2900	11.5
3 room	35 + 35 + 35	E2	3.50	3.50	3.50	-	1.4	10.5	11.3	430	2540	2900	11.2
	35 + 35 + 50	E2	3.06	3.06	4.38	-	1.4	10.5	11.3	430	2540	2900	11.2
	35 + 35 + 60	E2	2.83	2.83	4.85	-	1.4	10.5	11.3	430	2540	2900	11.2
	35 + 35 + 71	E2	2.61	2.61	5.29	-	1.4	10.5	11.3	430	2540	2900	11.2
	35 + 35 + 80	E2	2.45	2.45	5.60	-	1.4	10.5	11.3	430	2540	2900	11.2
	35 + 50 + 50	E2	2.72	3.89	3.89	-	1.4	10.5	11.3	430	2540	2900	11.2
	35 + 50 + 60	E2	2.53	3.62	4.34	-	1.4	10.5	11.3	430	2540	2900	11.2
	35 + 50 + 71	E2	2.36	3.37	4.78	-	1.4	10.5	11.3	430	2540	2900	11.2
	35 + 60 + 60	E2	2.37	4.06	4.06	-	1.4	10.5	11.3	430	2540	2900	11.2
	50 + 50 + 50	E2	3.50	3.50	3.50	-	1.4	10.5	11.3	430	2540	2900	11.2
	50 + 50 + 60	E2	3.28	3.28	3.94	-	1.4	10.5	11.3	430	2540	2900	11.2
4 Rooms	35 + 35 + 35 + 35	E3	2.63	2.63	2.63	2.63	1.6	10.5	11.4	400	2460	2900	10.8
	35 + 35 + 35 + 50	E3 / E2	2.37	2.37	2.37	3.39	1.6	10.5	11.4	400	2460	2900	10.8

Notes

The data are measured under the following conditions(ISO-T1, H1). Cooling: Indoor temp. of 27˚CDB, 19˚CWB, and outdoor temp. of 35˚CDB. Heating: Indoor temp. of 20˚CDB, and outdoor temp. of 7˚CDB, 6˚CWB.

Before quoting / installing to the customer take necessary guidelines from HO - Technical Team for the feasibility of IDU combination with ODU

*** Customers need to seek guidance from the Authorized Dealer / Expert for the AC unit capacity selection before ordering any AC unit. Customers need to check the site conditions like - Terrace / Wall / Glass windows exposed to direct sunlight, of the area to be Air- conditioned & room temperature requirement & outdoor temperature conditions. Company will not be responsible if there will be cooling issues due to improper selection of capacity of the AC units.

SCM125ZM- S - OUTDOOR UNIT COMBINATION WITH INDOOR UNITS

F *Full Capacity possible for all the Indoor Units operating simultaneously*

E1 *Either of 1no. of Indoor Unit operating possible at full capacity*

E2 *Either of 2 no.s of Indoor Units operating possible at full capacity provided that total capacity count of these 2no.s Indoor Unit should be less than the capacity of indoor units total count permissible mentioned below*

E3 *Either of 3 no.s of Indoor Units operating possible at full capacity provided that total capacity count of these 3no.s Indoor Unit should be less than the capacity of indoor units total count permissible mentioned below*

E4 *Either of 4 no.s of Indoor Units operating possible at full capacity provided that total capacity count of these 4no.s Indoor Unit should be less than the capacity of indoor units total count permissible mentioned below*

SCM125ZM - S = Capacity of indoor units total count permissible upto = 140

Table of Indoor unit combination only with SRK-ZSX type

No.s of Room	Indoor Unit Combination	Operating Possible	Cooling capacity (kW)								Power consumption (W)			Std. Current (A) @ 230 V
			Room heating capacity					Total capacity						
			A	B	C	D	E	Min.	Std.	Max.	Min.	Std.	Max.	
2 Rooms	50+60	F	5.00	6.00	-	-	-	3.0	11.0	12.5	740	3685	4520	16.2
	60+60	F	6.00	6.00	-	-	-	3.0	12.0	12.5	740	4200	4520	18.4
3 Rooms	35+35+35	F	3.50	3.50	3.50	-	-	3.7	10.5	11.7	880	3590	4180	15.8
	35+35+50	F	3.50	3.50	5.00	-	-	3.7	12.0	12.8	880	4230	4800	18.6
	35+35+60	F	3.37	3.37	5.77	-	-	3.7	12.5	12.8	880	4450	4800	19.5
	35+50+50	F	3.24	4.63	4.63	-	-	3.7	12.5	12.8	880	4450	4800	19.5
	35+50+60	E2	3.02	4.31	5.17	-	-	3.7	12.5	12.8	880	4450	4800	19.3
	35+60+60	E2	2.82	4.84	4.84	-	-	3.7	12.5	12.8	880	4450	4800	19.3
	50+50+50	E2	4.17	4.17	4.17	-	-	3.7	12.5	12.8	880	4440	4800	19.5
	50+50+60	E2	3.91	3.91	4.69	-	-	3.7	12.5	12.8	880	4440	4800	19.5
	50+60+60	E2	3.68	4.41	4.41	-	-	3.7	12.5	12.8	880	4430	4800	19.5
	60+60+60	E2	4.17	4.17	4.17	-	-	3.7	12.5	12.8	880	4430	4800	19.5
4 Rooms	35+35+35+35	F	3.13	3.13	3.13	3.13	-	4.4	12.5	13.0	1100	4590	4800	20.0
	35+35+35+50	E3	2.82	2.82	2.82	4.03	-	4.4	12.5	13.0	1100	4580	4800	19.9
	35+35+35+60	E3	2.65	2.65	2.65	4.55	-	4.4	12.5	13.0	1100	4580	4800	19.9
	35+35+50+50	E3	2.57	2.57	3.68	3.68	-	4.4	12.5	13.0	1100	4580	4800	19.9
	35+35+50+60	E3 / E2	2.43	2.43	3.47	4.17	-	4.4	12.5	13.0	1100	4570	4800	19.9
	35+35+60+60	E3 / E2	2.30	2.30	3.95	3.95	-	4.4	12.5	13.0	1100	4560	4800	19.8
	35+50+50+50	E3 / E2	2.36	3.38	3.38	3.38	-	4.4	12.5	13.0	1100	4570	4800	19.9
	35+50+50+60	E3 / E2	2.24	3.21	3.21	3.85	-	4.4	12.5	13.0	1100	4560	4800	19.8
5 Rooms	35+35+35+35+35	E4	2.50	2.50	2.50	2.50	2.50	5.1	12.5	13.5	1210	4280	4800	18.6
	35+35+35+35+50	E4 / E3	2.30	2.30	2.30	2.30	3.29	5.1	12.5	13.5	1210	4270	4800	18.6

No.s of Room	Indoor Unit Combination	Operating Possible	Heating capacity (kW)								Power consumption (W)			Std. Current (A) @ 230 V
			Room heating capacity					Total capacity						
			A	B	C	D	E	Min.	Std.	Max.	Min.	Std.	Max.	
2 Rooms	50+60	F	5.73	6.87	-	-	-	2.1	12.6	14.0	750	4010	5230	17.6
	60+60	F	6.75	6.75	-	-	-	2.1	13.5	14.0	750	4450	5230	19.5
3 Rooms	35+35+35	F	4.50	4.50	4.50	-	-	3.2	13.5	14.0	780	4060	4350	17.8
	35+35+50	F	3.94	3.94	5.63	-	-	3.2	13.5	14.0	780	4060	4350	17.8
	35+35+60	F	3.63	3.63	6.23	-	-	3.2	13.5	14.0	780	4050	4350	17.8
	35+50+50	F	3.50	5.00	5.00	-	-	3.2	13.5	14.0	780	4050	4350	17.8
	35+50+60	E2	3.26	4.66	5.59	-	-	3.2	13.5	14.0	780	4050	4350	17.8
	35+60+60	E2	3.05	5.23	5.23	-	-	3.2	13.5	14.0	780	4050	4350	17.8

3 Rooms	50+50+50	E2	4.50	4.50	4.50	-	-	3.2	13.5	14.0	780	4040	4350	17.7
	50+50+60	E2	4.22	4.22	5.06	-	-	3.2	13.5	14.0	780	4040	4350	17.7
	50+60+60	E2	3.97	4.76	4.76	-	-	3.2	13.5	14.0	780	4040	4350	17.7
	60+60+60	E2	4.50	4.50	4.50	-	-	3.2	13.5	14.0	780	4030	4350	17.7
4 Rooms	35+35+35+35	F	3.38	3.38	3.38	3.38	-	3.6	13.5	14.0	950	3670	3920	16.0
	35+35+35+50	E3	3.05	3.05	3.05	4.35	-	3.6	13.5	14.0	950	3670	3920	16.0
	35+35+35+60	E3	2.86	2.86	2.86	4.91	-	3.6	13.5	14.0	950	3660	3920	15.9
	35+35+50+50	E3	2.78	2.78	3.97	3.97	-	3.6	13.5	14.0	950	3660	3920	15.9
	35+35+50+60	E3 / E2	2.63	2.63	3.75	4.50	-	3.6	13.5	14.0	950	3660	3920	15.9
	35+35+60+60	E3 / E2	2.49	2.49	4.26	4.26	-	3.6	13.5	14.0	950	3650	3920	15.9
	35+50+50+50	E3 / E2	2.55	3.65	3.65	3.65	-	3.6	13.5	14.0	950	3650	3920	15.9
	35+50+50+60	E3 / E2	2.42	3.46	3.46	4.15	-	3.6	13.5	14.0	950	3650	3920	15.9
5 Rooms	35+35+35+35+35	E4	2.70	2.70	2.70	2.70	2.70	4.0	13.5	14.0	1050	3340	3470	14.5
	35+35+35+35+50	E4 / E3	2.49	2.49	2.49	2.49	3.55	4.0	13.5	14.0	1050	3320	3470	14.4

Table of Indoor unit combination with all the type of indoor unitsHi-Wall / Ductable / Cassette / Ceiling Suspended - all except SKMZSP-W

No.s of Room	Indoor Unit Combination	Operating Possible	Cooling capacity (kW)								Power consumption (W)			Std. Current (A) @ 230 V
			Room heating capacity					Total capacity			Min.	Std.	Max.	
			A	B	C	D	E	Min.	Std.	Max.				
2 Rooms	50+71	F	4.96	7.04	-	-	-	3.0	12.0	12.0	740	4410	4410	19.2
	60+60	F	6.00	6.00	-	-	-	3.0	12.0	12.0	740	4410	4410	19.4
	60+71	F	5.73	6.77	-	-	-	3.0	12.5	12.5	740	4710	4710	20.5
	71+71	F	6.25	6.25	-	-	-	3.0	12.5	12.5	740	4710	4710	20.3
3 Rooms	35+35+50	F	3.50	3.50	5.00	-	-	3.7	12.0	12.6	880	4440	4800	19.5
	35+35+60	F	3.37	3.37	5.77	-	-	3.7	12.5	12.6	880	4670	4800	20.5
	35+35+71	F	3.10	3.10	6.29	-	-	3.7	12.5	12.6	880	4660	4800	20.3
	35+50+50	F	3.24	4.63	4.63	-	-	3.7	12.5	12.6	880	4670	4800	20.5
	35+50+60	E2	3.02	4.31	5.17	-	-	3.7	12.5	12.6	880	4660	4800	20.5
	35+50+71	E2	2.80	4.01	5.69	-	-	3.7	12.5	12.6	880	4660	4800	20.5
	35+60+60	E2	2.82	4.84	4.84	-	-	3.7	12.5	12.6	880	4660	4800	20.5
	35+60+71	E2	2.64	4.52	5.35	-	-	3.7	12.5	12.6	880	4660	4800	20.5
	35+71+71	E2	2.47	5.01	5.01	-	-	3.7	12.5	12.6	880	4650	4800	20.4
	50+50+50	E2	4.17	4.17	4.17	-	-	3.7	12.5	12.6	880	4660	4800	20.5
	50+50+60	E2	3.91	3.91	4.69	-	-	3.7	12.5	12.6	880	4660	4800	20.5
	50+50+71	E2	3.65	3.65	5.19	-	-	3.7	12.5	12.6	880	4650	4800	20.4
	50+60+60	E2	3.68	4.41	4.41	-	-	3.7	12.5	12.6	880	4650	4800	20.4
	50+60+71	E2	3.45	4.14	4.90	-	-	3.7	12.5	12.6	880	4650	4800	20.4
	60+60+60	E2	4.17	4.17	4.17	-	-	3.7	12.5	12.6	880	4650	4800	20.4
	60+60+71	E2	3.93	3.93	4.65	-	-	3.7	12.5	12.6	880	4650	4800	20.4
4 Rooms	35+35+35+35	F	3.13	3.13	3.13	3.13	-	4.4	12.5	12.8	1100	4730	4800	20.6
	35+35+35+50	E3	2.82	2.82	2.82	4.03	-	4.4	12.5	12.8	1100	4720	4800	20.5
	35+35+35+60	E3	2.65	2.65	2.65	4.55	-	4.4	12.5	12.8	1100	4720	4800	20.5
	35+35+35+71	E3	2.49	2.49	2.49	5.04	-	4.4	12.5	12.8	1100	4710	4800	20.5
	35+35+50+50	E3	2.57	2.57	3.68	3.68	-	4.4	12.5	12.8	1100	4720	4800	20.5
	35+35+50+60	E3	2.43	2.43	3.47	4.17	-	4.4	12.5	12.8	1100	4710	4800	20.5
	35+35+50+71	E3	2.29	2.29	3.27	4.65	-	4.4	12.5	12.8	1100	4700	4800	20.5
	35+35+60+60	E3 / E2	2.30	2.30	3.95	3.95	-	4.4	12.5	12.8	1100	4700	4800	20.5
	35+50+50+50	E3 / E2	2.36	3.38	3.38	3.38	-	4.4	12.5	12.8	1100	4710	4800	20.5
	35+50+50+60	E3 / E2	2.24	3.21	3.21	3.85	-	4.4	12.5	12.8	1100	4700	4800	20.5
5 Rooms	35+35+35+35+35	E4	2.50	2.50	2.50	2.50	2.50	5.1	12.5	13.3	1210	4390	4800	19.1
	35+35+35+35+50	E4 / E3	2.30	2.30	2.30	2.30	3.29	5.1	12.5	13.3	1210	4380	4800	19.1

Table of indoor units combination with all type of indoor unit - Hi - Wall / Ductable / Cassette / Ceiling Suspended all except SKMZSP-W

No.s of Room	Indoor Unit Combination	Operating Possible	Heating capacity (kW)								Power consumption (W)			Std. Current (A) @ 230 V
			Room heating capacity					Total capacity			Min.	Std.	Max.	
			A	B	C	D	E	Min.	Std.	Max.				
2 Rooms	50+71	F	5.58	7.92				2.1	13.5	13.8	750	4540	5230	19.9
	60+60	F	6.75	6.75	-	-	-	2.1	13.5	13.8	750	4540	5230	19.9
	60+71	F	6.18	7.32	-	-	-	2.1	13.5	13.8	750	4540	5230	19.9
	71+71	F	6.75	6.75	-	-	-	2.1	13.5	13.8	750	4530	5230	19.9
3 Rooms	35+35+50	F	3.94	3.94	5.63	-	-	3.2	13.5	13.8	780	4140	4350	18.2
	35+35+60	F	3.63	3.63	6.23	-	-	3.2	13.5	13.8	780	4130	4350	18.1
	35+35+71	F	3.35	3.35	6.80	-	-	3.2	13.5	13.8	780	4130	4350	18.1
	35+50+50	F	3.50	5.00	5.00	-	-	3.2	13.5	13.8	780	4130	4350	18.1
	35+50+60	E2	3.26	4.66	5.59	-	-	3.2	13.5	13.8	780	4130	4350	18.1
	35+50+71	E2	3.03	4.33	6.14	-	-	3.2	13.5	13.8	780	4120	4350	18.1
	35+60+60	E2	3.05	5.23	5.23	-	-	3.2	13.5	13.8	780	4120	4350	18.1
	35+60+71	E2	2.85	4.88	5.77	-	-	3.2	13.5	13.8	780	4120	4350	18.1
	35+71+71	E2	2.67	5.42	5.42	-	-	3.2	13.5	13.8	780	4120	4350	18.1
	50+50+50	E2	4.50	4.50	4.50	-	-	3.2	13.5	13.8	780	4120	4350	18.1
	50+50+60	E2	4.22	4.22	5.06	-	-	3.2	13.5	13.8	780	4120	4350	18.1
	50+50+71	E2	3.95	3.95	5.61	-	-	3.2	13.5	13.8	780	4120	4350	18.1
	50+60+60	E2	3.97	4.76	4.76	-	-	3.2	13.5	13.8	780	4120	4350	18.1
	50+60+71	E2	3.73	4.48	5.30	-	-	3.2	13.5	13.8	780	4110	4350	18.1
	60+60+60	E2	4.50	4.50	4.50	-	-	3.2	13.5	13.8	780	4110	4350	18.1
	60+60+71	E2	4.24	4.24	5.02	-	-	3.2	13.5	13.8	780	4110	4350	18.1
4 Rooms	35+35+35+35	F	3.38	3.38	3.38	3.38	-	3.6	13.5	13.8	950	3740	3920	16.3
	35+35+35+50	E3	3.05	3.05	3.05	4.35	-	3.6	13.5	13.8	950	3740	3920	16.3
	35+35+35+60	E3	2.86	2.86	2.86	4.91	-	3.6	13.5	13.8	950	3730	3920	16.2
	35+35+35+71	E3	2.68	2.68	2.68	5.45	-	3.6	13.5	13.8	950	3730	3920	16.2
	35+35+50+50	E3	2.78	2.78	3.97	3.97	-	3.6	13.5	13.8	950	3730	3920	16.2
	35+35+50+60	E3 / E2	2.63	2.63	3.75	4.50	-	3.6	13.5	13.8	950	3730	3920	16.2
	35+35+50+71	E3 / E2	2.47	2.47	3.53	5.02	-	3.6	13.5	13.8	950	3720	3920	16.2
	35+35+60+60	E3 / E2	2.49	2.49	4.26	4.26	-	3.6	13.5	13.8	950	3720	3920	16.2
	35+50+50+50	E3 / E2	2.55	3.65	3.65	3.65	-	3.6	13.5	13.8	950	3720	3920	16.2
	35+50+50+60	E3 / E2	2.42	3.46	3.46	4.15	-	3.6	13.5	13.8	950	3720	3920	16.2
5 Rooms	35+35+35+35+35	E4	2.70	2.70	2.70	2.70	2.70	4.0	13.5	13.8	1050	3410	3470	14.8
	35+35+35+35+50	E4 / E3	2.49	2.49	2.49	2.49	3.55	4.0	13.5	13.8	1050	3390	3470	14.8

Notes

The data are measured under the following conditions(ISO-T1, H1). Cooling: Indoor temp. of 27˚CDB, 19˚CWB, and outdoor temp. of 35˚CDB. Heating: Indoor temp. of 20˚CDB, and outdoor temp. of 7˚CDB, 6˚CWB.

Before quoting / installing to the customer take necessary guidelines from HO - Technical Team for the feasibility of IDU combination with ODU

*** Customers need to seek guidance from the Authorized Dealer / Expert for the AC unit capacity selection before ordering any AC unit. Customers need to check the site conditions like - Terrace / Wall / Glass windows exposed to direct sunlight, of the area to be Air- conditioned & room temperature requirement & outdoor temperature conditions. Company will not be responsible if there will be cooling issues due to improper selection of capacity of the AC units.

Genuine Spares & Service Center

Indoor Motor

PCB

Compressor

Outdoor PCB

Indoor Blower

Outdoor Motor / Swing Motor

Expansion Valve

CUSTOMER CARE TOLL FREE No.
1800 102 0055

Our Motto
"Customer Satisfaction Index No.-1"

MITSUBISHI HEAVY INDUSTRIES
AIR CONDITIONERS
HEAVY DUTY

Towards A Better Future Together

PRECAUTIONS

Always get the Mitsubishi Heavy Ind. Airconditoners installed by Authorized Mitsubishi Heavy Ind. Sales & Service Channel Partners only. Do not try to install the AC either by yourself or any unauthorized dealer. Improper installation can result into non performance, low cooling, refrigerant leakage, electrical shocks. Warranty of the product shall be null & void, if not installed by an authorized Mitsubishi Heavy Ind. Sales & Service Channel Partner. In no case it will be company's responsibility if the AC unit is installed by an unauthorized dealer, is unable to perform.
Warranty of the AC unit component shall be null & void if non specified/non genuine spares are used or repaired by an unauthorized dealer.
Because of our policy of continuous improvement, we reserve the right to make changes in all specifications without notice. In case of any adverse area to be conditioned, if it is not verified by the company/dealer engineer and selection of the AC unit is made by the customer based on the specifications without taking any prior advice, then company will not be responsible for any variance in the performance of the AC unit installed.

Mitsubishi Heavy Industries- Mahajak Air Conditioners Co.Ltd. Lat krabang Industries Estate, Phase 3, 200 Moo 4, Chalongkrung Road, Lamplatiew, Lat krabang, Bangkok Thailand 10520

Sales, Service & Marketing Headquarter (India)

IAPL GROUP

IAPL House, 2/8, West Patel Nagar
Near Patel Nagar Metro Station- New Delhi- 110008 (INDIA)
Tel.: 011-47230000-99, Toll Free No.: 1800 102 0055
Email: info@iaplgroup.com, Website: www.iaplgroup.com

MITSUBISHI HEAVY INDUSTRIES THERMAL SYSTEMS, LTD.
(Wholly-owned subsidiary of MITSUBISHI HEAVY INDUSTRIES, LTD.)

JAPAN

Our factories are ISO9001 and ISO14001 certified.

Certified ISO 9001 Certified ISO 14001